

745365


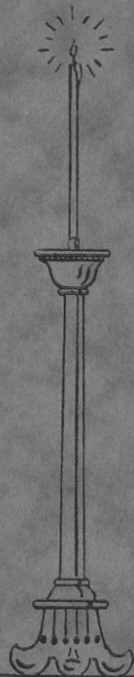

The Art of making
altar linens.


ADJ 0731

Order of St. Veronica



The
Art of
Making
Altar
Linens.





FOREWORD



THE ORDER OF SAINT VERONICA is a Society promoted by OUR SUNDAY VISITOR to instill into all hearts a deeper devotion to the sufferings of Christ.

MEMBERSHIP is extended to every soul for whom He walked to Calvary.

THE OBLIGATION is to perform "one act of love to commemorate the compassion which St. Veronica had for the pitiable condition of our dear Redeemer".

THE OBJECT is to aid the poor Mission Chapels where Jesus dwells in the Tabernacle for love of us, His children.

A DONATION of linen or money—linens made according to the directions herein are preferred—should be sent to

ORDER OF SAINT VERONICA

: Care of :

OUR SUNDAY VISITOR,
HUNTINGTON, INDIANA

A PERPETUAL MEMBERSHIP CARD will then be mailed to the donor on which he may inscribe name of the person for whom membership is desired, living or deceased. Retain the card.



Price of this Book Twenty-five Cents.

I N D E X



	Page
Introduction	3
The Finger-towel	4
Linen Design	5
The Purificator	6
The Corporal	7
The Pall	8
The Cross	9
The Amice	10
Crown of Thorns.....	11
Roman Cross	13
Wheat Design	16
Monogram	19
Wheat and Grape Design.....	21
Cross for Pall.....	23
The Altar Cloths.....	25
Laundering the Linens.....	25
Folding the Linens.....	27
The Mission Box.....	28
Just Between Stitches.....	30
Over the Sewing Basket.....	31
The Seamstress of Nazareth.....	32



Introduction



ORDER OF SAINT VERONICA.



ON that memorable Friday when our divine Savior was faltering under the weight of the Cross, thorn-crowned, blood-stained, mud-stained, there stepped from among the crowd a woman who braved the wrath of hundreds of soldiers to offer Him a linen cloth with which to wipe His haggard Face. On this last day of His life He was the object of the bitterest hate which the malice of man could inflict, just as on the first day of His life He was the most beautiful Babe the love of God could create. Christ rewarded the compassion of Veronica by leaving the imprint of His holy Face on the cloth.

Veronica, we honor thy intrepidity! On that road of agony, insults and ignominies did not move Him—but He could not withstand love; love called forth the one manifestation of His divine power during His human weakness as He struggled on to Calvary.

When we ponder the love of our Redeemer we wish we could have gone to Bethlehem's lowly manger to have offered a soft, warm coverlet to the Christ-Child; we, too, long to be as sympathetic as Veronica, as generous as Joseph with his sepulchre.

We can. On many a poverty-stricken Altar dwells the Prisoner of Love. Give Him some assurance of your devotion. Are you willing to make an offering to the Missions as a token of your self-denial? Can not you and your neighbors hem a few little linens for His earthly dwelling place? Suppose you cannot sew beautifully, and have little leisure and less money—St. Veronica did not wait for some one with linen of a finer texture, nor for one who wore a better mantle—she saw His extreme need and followed the promptings of her loving heart. Can we do less? Love, fervent love, is our greatest need; God will supply skill for our handiwork, means for our purse, if we do our part.

If every woman would make an offering of linens in gratitude for Veronica's courageous love, we would accomplish undreamed good for the Missions. If you could but read some of the pathetic appeals from those lonely toilers, who are spending their strength in desolate outposts to win souls for the Kingdom of God! They are making superhuman efforts to balance our indifference; they implore us—not somebody else, but you and me—to aid them.

In gratitude for that first great Friday, every one should become a member of the ORDER OF SAINT VERONICA, by a gift of linens, or a donation of money, (but the linens all ready for the Holy Sacrifice are preferred). There are no yearly dues, no by-laws, just one generous act of love like Veronica's to Him Who, for love of us, carried His Cross to the heights of Calvary.

The Finger-towel



Let Him be crucified. And Pilate seeing that he prevailed nothing, but that rather a tumult was made, taking water washed his hands before the people, saying: I am innocent of the blood of this just man; look you to it.—Matt. XXVII, 24.

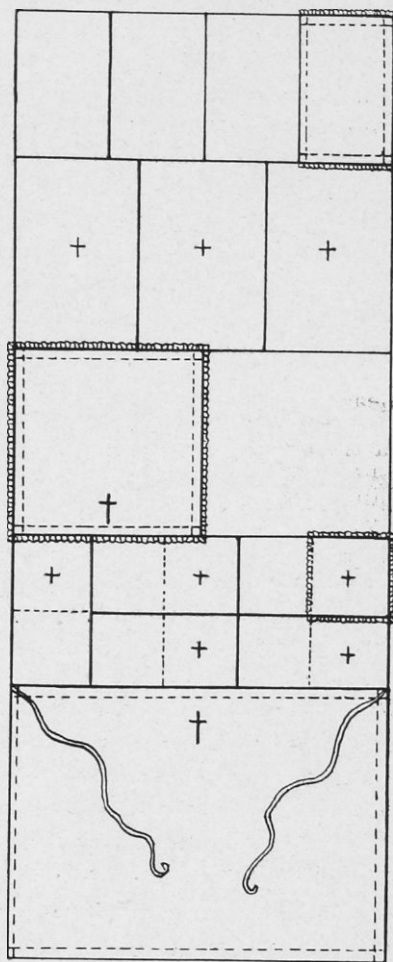
Partly in commemoration of the incident described by the above text, the priest when saying Mass washes his hands and dries them on a finger-towel. Have you ever thought how many finger-towels are needed for the countless Masses said daily? Are you willing to give a few linens to the Prisoner of the Tabernacle?

Two and one-half yards of linen, thirty-six inches wide, will make fifteen pieces of small linens without one inch of waste by following these directions: Purchase a medium grade of linen (it must be ALL LINEN for the service of the Altar) neither a heavy nor a flimsy texture is desired, and to eliminate waste, ask the saleslady to cut it according to a drawn thread.

Shrink the goods—uniform measurements can be secured only after shrinkage—and iron while still very damp. Measure fourteen inches along the selvage and cut across to the other selvage by pulling a thread. This small piece is now divided into four parts, each measuring fourteen inches by nine inches.

Lay a one-fourth inch hem all around the towel, being sure to have the raw edges well lapped in. Sew by machine or by hand, fastening corners with care—if it frays the poor missionary cannot take the proverbial stitch in time. These towels may have a neat little edge of val or hand-made lace about one-half inch wide on each end (not all around, but trimmed like the towels in your linen closet). Many priests prefer them plain. Directions for laundering them are given later.

With every stitch sew in a prayer, make every step an act of love, fold into the linen that petition for which your heart has yearned so long—and you will learn that Jesus can withstand no request which comes to Him tucked away in a little offering to relieve His Sacramental poverty.



Two and one-half yards of linen 36 inches wide will cut:

- 4 finger-towels 14x9
- 3 purificators 18x12
- 2 corporals 18x18
- 5 pall covers..... 14x7
- 1 amice 36x remainder

The Purificator



But Peter rising up, ran to the sepulchre, and stooping down, he saw the linen cloths laid by themselves; and went away wondering in himself at that which was come to pass.—Luke XXIV, 12.

The purificator represents the other cloths that were used at the interment of Christ. The purificator is a linen napkin which the priest uses to wipe the Chalice, also his lips and fingers, after the Communion of the Precious Blood, and at the ablutions.

To make, measure eighteen inches along the selvage, cut according to a drawn thread, divide into three pieces each measuring eighteen by twelve inches. Turn hems, measuring slightly less than one-half inch, around the four sides. No trimming need be used on purificators.

Three styles of crosses are used in marking Altar linens: The Saint Andrew cross is a square cross composed of sixteen little cross-stitches and is used on palls, pall covers, and purificators. The Latin cross has the head and arms identical with the above, but stands on a stem of seven cross-stitches, and is used on the amice and the corporal. The purificator is folded carefully to find the central thread of the length and creased sharply, folded to find the central thread of the width, creased or marked lightly with a pencil. Cross-stitch in red silk floss, or red linen thread, counting three or five threads of linen for each tiny cross-stitch according to the accompanying design. Three threads within your stitch will make a very small cross, five threads a larger one, but much depends on the weave of the fabric. The third way to work the crosses is to trace one of the designs in this book on your linen by means of carbon paper, and embroider it with white floss.



The Corporal



Joseph of Arimathea, a noble counsellor, who was also himself looking for the kingdom of God, came and went in bodily to Pilate, and begged the body of Jesus.—Mark XV, 43.

And Joseph buying fine linens, and taking him down, wrapped him up in the fine linens, and laid him in a sepulchre which was hewn out of a rock.—Mark XV, 46.

The corporal represents the shroud which was wrapped about the sacred remains of our Redeemer when, in the gathering gloom, His faithful few laid the body in the sepulchre. The corporal, which is a little napkin, is placed over the Altar cloths, upon which the Body (in Latin, *corpus*) of Our Lord is laid during the Holy Sacrifice of the Mass, whence comes its name corporal. It is also upon the corporal the sacred vessels must always be placed when they contain the Holy Eucharist.

To make, measure 18 inches along the selvage of your linen, cut along a drawn thread to the other selvage, then split this piece to make two squares 18x18 inches. Turn one-half inch hems all around the corporal and sew by machine or by hand. It is permissible to put a neat lace—val or a lace of similar daintiness—all around the edge, which trimming should not be more than one-half inch wide and fulled sufficiently when turning the corners to allow for a tiny fullness and also for shrinkage.

When a cross has been made on the corporal, it will be finished.



The Pall



And very early in the morning, the first day of the week, they come to the sepulchre, the sun being now risen. And they said to one another: Who shall roll us back the stone from the door of the sepulchre? And looking, they saw the stone rolled back. For it was very great.—Mark XVI, 2-4.


The pall represents His tomb. It is a small square of linen, into which is slipped a piece of cardboard, 6x6 inches, to make it stiff and firm. It is used to cover the chalice during Mass.

The white cardboard, cut 6x6 inches, can be procured at any printing shop. To make the under cover of the pall, double linen along the dotted line as shown in the diagram, machine-stitch one side, fit on cardboard, and mark where second seam is to go to make a snug fit; seam; turn right side out and fit on cardboard. Linen should fit without a wrinkle, and so tightly that the slip must be worked on slowly. If it does fit like this, remove it, place cross in center, launder, fit on cardboard, turn raw edges in and sew on in such a manner that it can be removed for washing when it becomes soiled.

To make outer cover proceed as above, fitting the slip over the linen covered cardboard. This edge is hemmed to come exactly to the edge of the cardboard. Put a dainty edge or tating around the four sides. Place a cross in the center, the St. Andrew's cross in red, or a fancy design which should be done in white floss.




SQUARE CROSS



These crosses are magnified to show details. The cross is neatest when either three or five threads of the linen are counted for each cross-stitch. The odd number is required because the central threads of the goods are creased along the length and along the width to serve as guides for your needle.

ST. ANDREW'S CROSS



The Amice




And some began to spit on him, and to cover his face, and to buffet him, and to say unto him: Prophecy: and the servants struck him with the palms of their hands.—Mark XIV, 65.

The amice which the priest places around his neck and over his shoulders, represents the linen cloth wherewith in the house of Caiphas the Jews covered Christ's countenance, bidding Him in mockery: Prophecy to us, who it is that struck thee? Formerly it was worn upon the head, the Church using it as an image of the helmet of salvation which St. Paul wishes every Christian to be armed with. It is for this reason that the priest, before laying the amice over his shoulders, puts it upon his head, saying: "Place upon my head, O Lord, the helmet of salvation".


The remainder of your two and one-half yards of linen will give one amice 36x26 or less according to shrinkage. Put a one-inch hem around the four sides. A linen tape, *about one-half inch wide and forty-five inches long* should be sewed on *each* upper corner, so that the length of garment goes across the shoulders. It is not necessary to place a cross on the amice, but in case you do, put it at the center of the back an inch or so below the hem.





CROWN OF THORNS
FANCY DESIGN FOR A PALL COVER

This page has been left blank that you may trace the design with carbon paper without mutilating the reading matter.



ROMAN CROSS
SUITABLE FOR A STOLE

This page has been left blank that you may trace the design with carbon paper without mutilating the reading matter.

This page has been left blank that you may trace the design with carbon paper without mutilating the reading matter.




WHEAT DESIGN
FOR EMBROIDERING



T DESIGN
ING A FANCY PALL

This page has been left blank that you may trace the design with carbon paper without mutilating the reading matter.



MONOGRAM


ALTAR CLOTH CENTER

This page has been left blank that you may trace the design with carbon paper without mutilating the reading matter.



WHEAT AND GRAPE DESIGN
FOR THREE PANEL CIBORIUM OR FOR
TABERNACLE HANGINGS

This page has been left blank that you may trace the design with carbon paper without mutilating the reading matter.



CROSS FOR PALL

This page has been left blank that you may trace the design with carbon paper without mutilating the reading matter.

The Altar Cloths



The Altar cloths which the Church prescribes for the celebration of the Mass should be three in number. The upper cloth should extend over each side of the Altar to the platform below.

The Altar table is usually 40 inches from the floor. The table top of the Mission Altars measures 5 feet 6 inches in length, and from the Tabernacle to the front of the Altar is 18 inches. Perhaps the greatest need of the little Mission church is Altar cloths. These articles are not received as often as the smaller pieces, due, of course, to the greater cost of the larger pieces.

To make an Altar cloth from 3 yards of 36-inch linen, take a 7-inch strip off one side (this strip can be cut into pieces 7x14 for palls) put a 2-inch hem on the ends, the front and the back of the cloth. By having the hems identical, the front and the back are changeable, thus distributing the wear caused by the rubbing of the chasuble. It will be seen that the least amount which can be used for an upper cloth is 3 yards, while 3½ or 4 yards give a nicer length. Lace may be sewed across the front and the ends if desired.

The under cloth requires a length of 2 yards and should be at least 20 inches wide.



Laundering the Altar Linens



In laundering the linens for the service of the Altar, care should be taken to use suitable utensils and immaculate ironingboard covers. Do not starch the linens, but iron them while they are very, very damp, first on the right side to bring out the gloss, then on the wrong side to make them perfect, then fold.

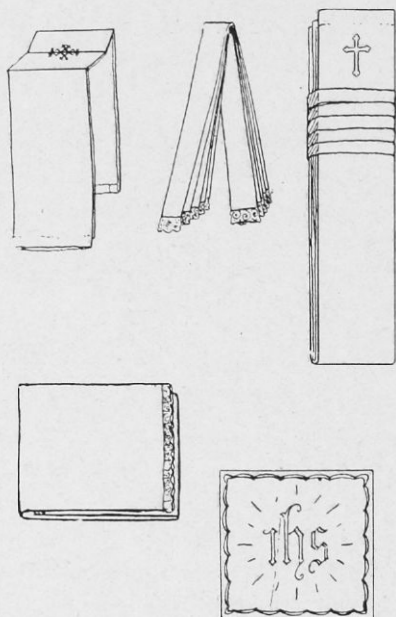
Purificators are folded in thirds along the length; place end hems together so cross will be folded inside; crease; now

turn the right sides out again, and fold down within one inch of the center. This will make the purificator look like the letter M with long outer lines. The little two-inch indentation fits into the chalice. Pall covers are ironed without folding. The corporal is the ONLY piece of linen which is folded inside out, this being done to protect any Sacred Particles that might cling to the linen. Lay the corporal right side up with the cross nearest to you; fold the front third of the linen away from you; fold the back third of the linen toward you, over this; fold the third nearest the right hand across toward the left, and the left hand third over this.

Lay the amice with the cross face down and the tree of the cross running the length of the ironingboard. Bring the side hems to meet at the cross; crease edges; bring these edges to meet at the cross; crease edges and lap each side beyond the center of the amice about one-third; fold bottom hem up to top hem; wind tapes neatly around the amice, the narrow way, and fasten them by tucking them under their own windings.

The finger-towels may be folded once along the length and once across the width, but the "fan-fold" opens easier to the priest's hand, if there is but one server and he places the finger-towel over his arm whilst holding the cruet and the bowl. Fold lengthwise wrong side out and iron a crease in the center; open out face up, and make wrong side of hems meet this crease; iron edges; turn face down and bring these creases to meet on the central crease; fold hems back to meet the central crease; double along length; bring end hems together and the finger-towel is fan-shaped with the right side of the hems out. (The process is easy to remember if you notice that you always iron the wrong side of the linen, except at the final turning of the lengthwise hems).

In laundering Altar cloths they should be starched, ironed and *folded if they are to be shipped away*. When ironed for a local church they should be rolled. A roll of newspapers makes a good foundation on which to roll as you iron. Please note that *the Altar cloth is the only article which requires starch*, and it should be very stiff.



VIEW OF PURIFICATOR, FINGER-TOWEL, AMICE, CORPORAL,
AND PALL CORRECTLY FOLDED.

It is very important to fold the linens properly, because the corporal must fit into the Mass burse and the purificator must hang over the chalice.

Let us make our little offerings to Him as exquisitely beautiful as lies in our power; we expect, and receive, perfection in His great gifts to us.

The Mission Box



Let us peep into a "Veronica" box as it goes forth to a little Chapel on its errand of love. A stout box, tissue-lined, is carefully packed with Altar linens, one dozen of each kind being wrapped in tissue paper. The original intention was to send thirty-three pieces, in honor of the years Christ spent upon earth. We learned, however, that the priests whom we wish to assist have three, five, ten or even twenty Missions under their charge. So to the Central Station we send one large box—but not as large as is needed for the work the missionary father is doing.

Several Altar cloths, more amices, palls, and corporals, a dozen purificators and finger-towels usually go into the box. Sometimes we tuck in hand towels, a stand cover, or perhaps an Altar frontal; in another box we add the extras in the form of a few sick-call towels, a stole collar, and rejoice if able to pack an alb, a surplice or a cincture.

Most of the parcels go to the little Chapels in the South and the West, but their contents come from every state in the Union. We have received marvelous laces woven under Italian skies; handiwork from the Canal Zone; drawn work from the West Indies. Our first box was forwarded to China by the Society to which we sent it as they knew the desperate need there.

Each box contains a card reading:

Order of Saint Veronica

Promoted by Our Sunday Visitor

These linens are donated
by the members of the

ORDER OF SAINT VERONICA

in commemoration of her compassion for our divine Savior. Kindly give the generous donors a Memento when these articles are first used in the Holy Sacrifice of the Mass.

Rev. J. F. Noll, U. S. A.

THE JOY THAT MISSION BOXES BRING



“Praise God for this idea of the ORDER OF SAINT VERONICA. The demand on our Society from the foreign field is so great that we can in nowise supply sufficient linens.”

“May heaven’s choicest blessings be daily showered upon the members, noble and thoughtful souls as they are. I shall try to show myself grateful and every morning will I remember them at the Holy Sacrifice.”

“It is most encouraging to a lonely missionary to find some appreciative souls. I am here trying to start a Mission among 2,600 Indians, who in all these centuries have never had a residing priest among them. Therefore, the beautiful present of Altar linens was a most welcome gift.”

“The kind offer of help through the ORDER OF SAINT VERONICA is the first letter of the kind that I have ever received. I am isolated here; the nearest priest is eighty miles away and my next priestly neighbor is only one hundred forty miles off. The desire of my heart is to get a central boarding school where the children could at least be prepared for First Holy Communion, but unless God is good to me, I shall not live to see this realized, as my once robust constitution is fast breaking under the drag and the draw of my Missions, six in number.”

“I had just returned from one of my missionary trips when I found the excellent parcel of Altar linens, sent me by the noble ORDER OF SAINT VERONICA. Although I felt so tired and hungry and the stove was awaiting the match to start the supper cooking, I was so anxious to see what St. Joseph had sent me I could not wait, but had to find out what was in that box. You will never know, dear Father Noll, what consolation you sent me after my long, weary trip. How did you ever find out my name? How did you know I wanted just the very things you sent me? May God reward our good benefactors and my dear Indians will often pray for these generous souls.”

Just Between Stitches



Aside from the foregoing linens which are needed for the Altar (if a fabric other than linen is used for palls, purificators, and corporals, they cannot be used in the Mass) one may donate hand towels for the sacristy. These may be plain huck towels, and should have a loop of tape sewed on, for if the sacristy has only a nail on which to hang these, the tape will prevent rust spots from eating the damp towel.

Stand covers for the credence table are most acceptable gifts. A cincture, the cord which binds the alb, represents the cord wherewith Christ was bound in the Garden of Olives. This beautiful white rope is easily made by those who are handy with a crochet hook.

A lace frontal 6, 8, or 10 inches wide by 2½ yards long makes a nice gift for the decoration of the Altar. When any lace is washed for the first time, do not use indigo; the lace will absorb it and turn blue.

As the needs of the sacristy are so many and rigid economy must be practised so generally, it is surprising that the manufacturers of vestments do not make an extra front for the chasuble, as the front of this vestment wears out while the rest of the set is still quite serviceable.

Never waste a bit of linen; it is too precious. Stole protectors and sick-call towels may be made from small pieces. The making of the red crosses is greatly simplified by tacking a little square of scrim in the exact center of the linen. See that the threads of the scrim parallel with the weave of the linen and then cross-stitch the scrim. When the design is finished the scrim can be pulled out. This method gives evenness and rapidity.

A ciborium cover made of satin, in red and white—the colors of the Blessed Sacrament—is a beautiful gift, as it veils the vessel holding the Sacred Hosts. The cover may be made from small pieces, embroidered or painted, and offers to convent girls who have learned to paint and do lovely handiwork a fertile field for charity.

Over the Sewing Basket

As you thread your needle for this work so delightful, this need so urgent, perhaps you would like to know about others who are sewing for the Friend Who never fails us.

Although the ORDER OF SAINT VERONICA was established during Lent 1920, it has thousands of members; members in South America, Panama, Ireland, Canada, and in every state in the Union. The youngest member was a two-weeks-old babe; the eldest, a lady over ninety-one, and her hem-stitching and tatting were wonderful. As far as we know, the lady who has made the greatest number of Altar linens—but let her tell her own story:

“For many, many years, I have planned my housework, all of which I do myself, in such a way that each day has one hour or more to devote to Altar linens. I arise at 6:45, hear Mass, and set my house in order. Then I cut linen and when tired standing, sit at the machine until time to get my lunch. In the afternoon, I take some hand-sewing and call on poor or sick friends. If they are able, they, too, sew; if not, perhaps they donate a spool of thread, a bit of lace, some linen, or money. I have never asked for a donation, but when I talk about the poor little Altars in the Mission chapels, they generally try to help.

“Sometimes I invite friends to my home for a little sewing party. In company or alone, this is my greatest delight and as I work I sing: ‘Holy God we Praise Thy Name.’ Each month I send a box of Altar linens, varying in number from thirty-five to fifty pieces; always some of these are Altar clothes—as that is the greatest need of the Missions.

“God has blessed me with good health, and although I am seventy-five years of age, when I lack linen, I do extra work to make money to buy some more. I have made over three thousand eight hundred pieces for the Mission Altars.

Only at your special request have I given you the above outline of my work, hoping that it may encourage others to sew for our Blessed Lord in His Tabernacle Home.

“Asking you, therefore, not to publish my name, I remain,

“Very sincerely,

“_____”

The Seamstress of Nazareth

Teach us your art, for Mother dear,
 Your gentle hands once made
 Those swaddling clothes the Christ-Child wore
 When in the manger laid.

You hemmed cloths for the frugal meal
 With which you were content—
 Because of His Presence Divine
 'Twas like a Sacrament.

You sewed the fleecy coverlets
 Upon His lowly bed
 Where moonbeams made a halo bright
 Around His curly head.

You made those garments, which when touched,
 Cured many as He passed;
 And those the Roman soldiers took
 When jeering lots they cast.

Teach us to fashion Altar cloths
 And all small linens bring,
 Required for the sacrifice
 Of our Sacramental King.

—Troella V. Mills.





