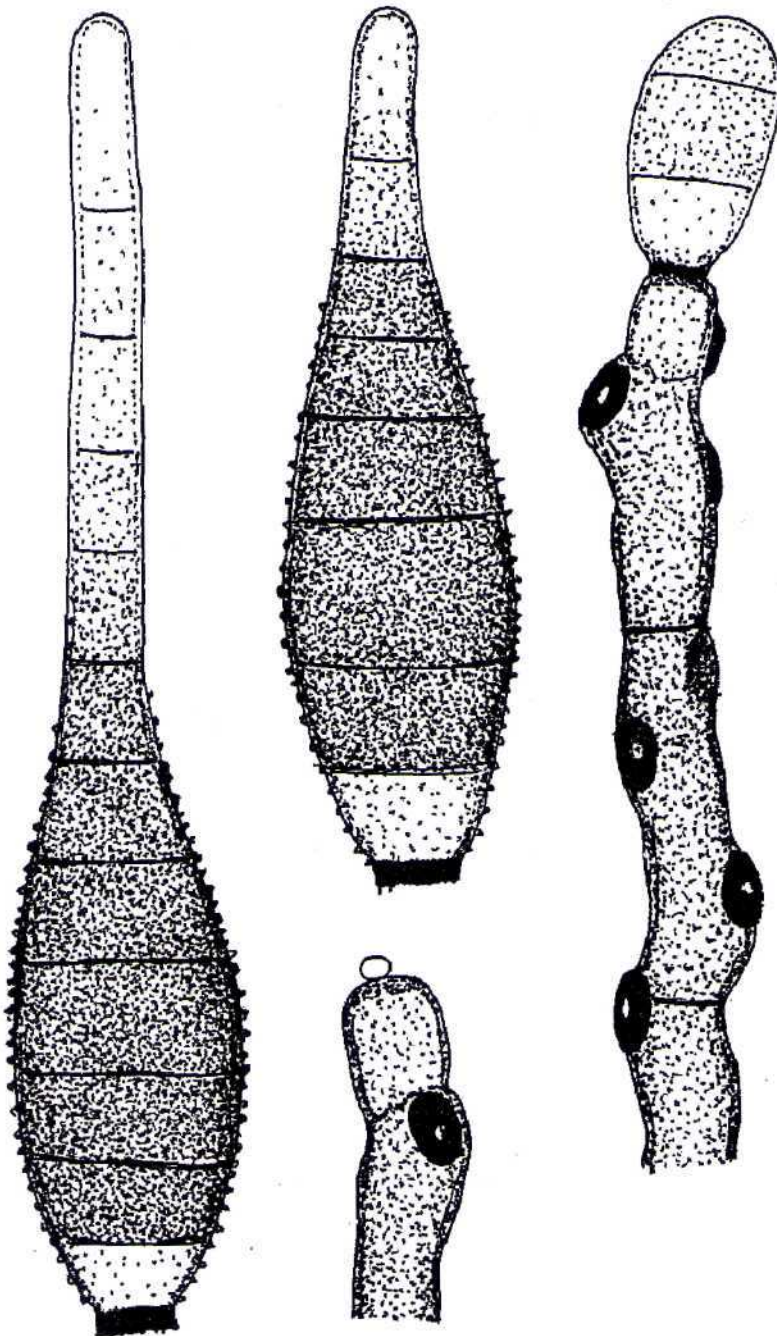




A JOURNAL ON TAXONOMIC BOTANY,
PLANT SOCIOLOGY AND ECOLOGY



REINWARDTIA

12(4)

REINWARDTIA

*A JOURNAL ON TAXONOMIC BOTANY,
PLANT SOCIOLOGY AND ECOLOGY*

Vol. 12(4): 261 - 337, 31 March 2008

Editors

ELIZABETH A. WIDJAJA, MIEN A. RIFAI, SOEDARSONO RISWAN, JOHANIS P. MOGEA

Correspondece on The Reinwardtia journal and subscriptions should be addressed to
HERBARIUM BOGORIENSE, BIDANG BOTANI, PUSAT PENELITIAN BIOLOGI - LIPI,
BOGOR, INDONESIA

MISCELLANEOUS SOUTH EAST ASIAN CUCURBIT NEWS

Received September 7, 2007; accepted October 25, 2007.

W.J.J.O. DE WILDE & B.E.E. DUYFJES

*Nationaal Herbarium Nederland, Universiteit Leiden Branch, P.O. Box 9514, 2300 RA Leiden, The Netherlands.
E-mail: dewilde@nhn.leidenuniv.nl*

ABSTRACT

DE WILDE, W.J.J.O. & DUYFES, B.E.E. 2008. Miscellaneous South East Asian cucurbit news. *Reinwardtia* 12(4): 267–274. — This paper contains corrections, additions, and name changes in several genera, which became apparent since previous publications by the authors in these genera.

- (1) *Baijiania* A.M. Lu & J.Q. Li: a range-extension
- (2) *Benincasa* Savi: a name change
- (3) *Diplocyclos* (Endl.) T. Post & Kuntze: lectotypification of the synonym *Ilocania pedata* Merr.
- (4) *Gymnopetalum* Arn.: a name change, designation of two neotypes, a new record
- (5) *Hodgsonia* Hook. f. & Thomson: a new subspecies
- (6) *Indomelothria* W.J. de Wilde & Duyfjes: the largest fruits
- (7) *Trichosanthes* L.: three new varieties, a name change, amendments of fruit descriptions, and a range-extension
- (8) *Zehneria* Endl.: a new species from Mindanao.

Keywords: *Cucurbitaceae*, South East Asia.

ABSTRAK

DE WILDE, W.J.J.O. & DUYFES, B.E.E. 2008. Berbagai-bagai berita *Cucurbitaceae* Asia Tenggara. *Reinwardtia* 12(4): 267–274. — Tulisan ini memuat perbaikan, tambahan, perubahan nama beberapa marga *Cucurbitaceae*.

- (1) *Baijiania* A.M. Lu & J.Q. Li: perluasan wilayah
- (2) *Benincasa* Savi: perubahan nama
- (3) *Diplocyclos* (Endl.) T. Post & Kuntze: lektotipifikasi sinonim *Ilocania pedata* Merr.
- (4) *Gymnopetalum* Arn.: perubahan nama, neotipe baru, dan rekaman baru
- (5) *Hodgsonia* Hook. f. & Thomson: anak jenis baru
- (6) *Indomelothria* W.J. de Wilde & Duyfjes: buah terbesar
- (7) *Trichosanthes* L.: tiga varietas baru, perubahan nama, tambahan pertelaan bauh dan perluasan wilayah
- (8) *Zehneria* Endl.: jenis baru dari Mindanao.

Keywords: *Cucurbitaceae*, Asia Tenggara

INTRODUCTION

This paper contains corrections, additions, and name changes in several genera, which became apparent since previous publications by the authors in these genera.

(1) BAIJIANIA A.M. Lu & J.Q. Li: A RANGE-EXTENSION

The sole species of this genus, *Baijiania borneensis* (Merr.) A.M. Lu & J.Q. Li was hitherto only known from Sabah and SE Kalimantan (De Wilde & Duyfjes, 2003), but a collection already made in 1989 in Sarawak has turned up: *Othman, Rantai, Jugah & Johnny S 57808*, Kapit District,

Sungai Sekawi; fruit in September. The female bracts are quite large, 1.5–2 cm long.

(2) BENINCASA Savi: A NAME CHANGE

Benincasa Savi is a monotypic genus with as the sole species *B. hispida* (Thunb.) Cogn. Through a recent paper by Marr *et al.* (2007) and an older (ethnographic) publication by Whistler (1990) we became aware that the name *Cucurbita pruriens* Parkinson, which concerns the wild form, antedates all names in *Benincasa*. Judging the cases of *Pandanus tectorius* Parkinson (1773) and *Artocarpus altilis* (Parkinson) Fosberg (1941), but see also Fosberg (1960), and Berg *et al.* (2006), we see no chance to conserve the well-known epithet *hispida*.

Benincasa pruriens (Parkinson) W.J. de Wilde & Duyfjes, *comb. nov.*

Cucurbita pruriens Parkinson, A journal of a voyage to the South Seas, in his Majesty's ship the Endeavour: 44. 1773; Merr. (1954) 350. — *Cucurbita pruriens* Sol. in G. Forst., (1786) 92, *nom. nud.*; Seem. (1864) 50. — *Benincasa hispida* (Thunb.) Cogn. var. *pruriens* (Parkinson) Whistler (1990) 119, *nom. inval.*, not published with full and direct reference to the basionym (article 33.4 of ICBN). — Type: *Banks & Solander s.n.* (holo BM, not seen).

Benincasa cerifera Savi (1818) 158. — Type: unknown, described from a cultivated plant, possibly originating from eastern Asia.

Cucurbita hispida Thunb. (1783) 38. — *Benincasa hispida* (Thunb.) Cogn. (1881) 513. — Type: *Thunberg 22775* (holo UPS; IDC microfiche), Japan.

(3) DIPLOCYCLOS (Endl.) T. Post & Kuntze: LECTOTYPIFICATION OF THE SYNONYM ILOCANIA PEDATA Merr.

Two syntypes cited by Merrill (1918: 65) in the description of *Ilocania*, with one species *I. pedata* Merr., are *Ramos BS 27552 & BS 27490*. This material obviously got lost in Manila, but a specimen of *Ramos BS 27552* could be traced in US, from the Philippines, Luzon, Ilocos Norte Province, Bangui. Herewith we designate it as the lectotype.

(4) GYMNOPETALUM Arn: A NAME CHANGE, DESIGNATION OF TWO NEOTYPES, A NEW RECORD

When evaluating the names in Cucurbitaceae published by Loureiro (1790) anew, it became clear that the name *Trichosanthes scabra* Lour. is identical with and antedates *Gymnopetalum integrifolium* (Roxb.) Kurz, a well-known name for this widespread species. Hitherto, this synonymy was not fully acknowledged, as Merrill (1935) only suggests a species of *Gymnopetalum*, referring to the element of the 12-lobed fruit in Loureiro's description. Keraudren (1975) and De Wilde & Duyfjes (2006) put *Trichosanthes scabra* in the synonymy of *G. integrifolium*, although Keraudren remarks that Loureiro's name cannot be placed with certainty. However, when studying Loureiro's description of *T. scabra* with consideration of all cucurbits of Central Vietnam, only the current name *G. integrifolium* is eligible. Loureiro described the

leaves as “subrotundis, scabris, rugosissimis” to discriminate it from the second species occurring in Vietnam, *G. chinense* (Lour.) Merr. As no material of Loureiro is preserved, herewith a new type from the area where Loureiro worked is designated.

Gymnopetalum scabrum (Lour.) W.J. de Wilde & Duyfjes, *comb. nov.*

Trichosanthes scabra Lour., Fl. Cochinch. (1790) 589. — Neotype, here chosen: *Poilane 11322* (holo P; iso L), Annam.

Gymnopetalum integrifolium (Roxb.) Kurz (1871) 58; W.J. de Wilde & Duyfjes (2006) 286. — Type: *Wallich Cat. 6730* (KW, IDC microfiche).

var. **scabrum**

Gymnopetalum scabrum (Lour.) W.J. de Wilde & Duyfjes var. **pectinatum** (W.J. de Wilde & Duyfjes) W.J. de Wilde & Duyfjes, *comb. nov.*

Gymnopetalum integrifolium (Roxb.) Kurz var. *pectinatum* W.J. de Wilde & Duyfjes (2006) 287.

Gymnopetalum scabrum (Lour.) W.J. de Wilde & Duyfjes var. **penicaudii** (Gagnep.) W.J. de Wilde & Duyfjes, *comb. nov.*

Gymnopetalum penicaudii Gagnep. (1918) 374; *Gymnopetalum integrifolium* (Roxb.) Kurz var. *penicaudii* (Gagnep.) W.J. de Wilde & Duyfjes (2006) 290.

GYMNOPETALUM CHINENSE (Lour.) Merr. (1919) 256; W.J. de Wilde & Duyfjes (2006) 283.

Evonymus chinensis Lour. (1790) 156. — Neotype, here chosen: *Levine 1705* (holo A), South China.

GYMNOPETALUM ORIENTALE W.J. de Wilde & Duyfjes (2006) 290.

This species is known from Celebes, the Moluccas, and Lesser Sunda Isl. (Lombok and Flores). Recently it was collected also in Bali (*Van Balgooy 7553*, L), in a piece of primary forest in the Kebun Raya Bedugul, at 1200 m; male flowers picked up from the ground, 20 November 2006. This collection deviates from the rest of the material in having entirely minutely hairy flowers, and deeply

and slenderly lobed sepals which carry a few scattered glands.

(5) HODGSONIA Hook. F. & Thomson: A NEW SUBSPECIES

Because of a better understanding of the genus *Hodgsonia* (De Wilde & Duyfjes, 2001) it has now become evident that in the only species occurring north of the Isthmus of Kra, *H. heteroclita* (Roxb.) Hook. f. & Thomson, two subspecies can be recognized. Specimens from N India (Sikkim) and Bhutan have fruits with (10–)12 conspicuous grooves, as depicted by Hooker f. (1855, t. 1–3), Hara (1963, f. 213, 214), and Grierson (1991, f. 31: d–i); they represent the typical subspecies. The second subspecies is represented by specimens from China (Yunnan) and Indochina with smooth fruits, somewhat similar to those of *H. macrocarpa* (Blume) Cogn., as depicted by Chen (1995, f. 99) and seen by ourselves in Thailand (*Pooma et al.* 5827).

HODGSONIA HETEROCLITA (Roxb.) Hook. f. & Thomson; (“1853”) 1854) 257; Hook. f. (1855) t. 1–3; H. Hara (1963) 29, f. 213 & 214; W.J. de Wilde & Duyfjes (2001) 172, f. 2b.

Trichosanthes heteroclita Roxb. (1832) 705. — Type: Icon. Ined. 2399 of *Roxburgh* (K; CAL?), from material of plants grown in the botanical garden at Calcutta, 1811 or before, originating from Silhet, E Bengal, India. — Epitype, here chosen: *Wallich 6684C* (KW, IDC microfiche).

Hodgsonia macrocarpa auct. non (Blume) Cogn.: Grierson (1991) 263, f. 31: d–i.

subsp. HETEROCLITA

Fruit deeply 10–12-grooved

DISTRIBUTION. Northern India (Sikkim), Bhutan.

subsp. **indochinensis** W.J. de Wilde & Duyfjes, *subsp. nov.*

A subspecies typica fructibus laevibus non sulcatis differt. — Typus: *Pooma et al.* 5827, (holo BKF), northern Thailand, cultivated in the Queen Sirikit Botanic Garden from seeds from Myanmar.

Fruit smooth, not grooved.

DISTRIBUTION. S China (Yunnan), Myanmar, Thailand (south to the Isthmus of Kra), Vietnam, Laos, Cambodia.

(6) INDOMELOTHRIA W.J. De Wilde & Duyfjes: THE LARGEST FRUITS

An odd collection of *Indomelothria chlorocarpa* W.J. de Wilde & Duyfjes in Harvard University Herbarium (GH), of *J. & M.S. Clemens 26116A*, from Dallas, Kinabalu, at 3000 ft. has fruits measuring to 10 by 3.7 cm, with seeds 9–10 by 4.5–5 mm. These fruits are considerably larger than so far were known (4–8 cm long). This *Clemens* collection was not recorded in the treatment of *Cucurbitaceae* in “The Plants of Mount Kinabalu” (Beaman et al. 2001: 212, pl. 17D), where this taxon was treated under *Zehneria* sp. 1.

(7) TRICHOSANTHES L.: THREE NEW VARIETIES, A NAME CHANGE, AMENDMENTS OF FRUIT DESCRIPTIONS, AND A RANGE EXTENSION

TRICHOSANTHES EROSA Duyfjes & Pruesapan (2004) 85.

Recent fruit collections of a supposedly new *Trichosanthes* from Kaeng Krachan National Park (Thailand) were found vegetatively almost identical to *T. erosa*. The latter species was described from the nearby province Ratchaburi and is also known from N Vietnam; it differs from the Kaeng Krachan specimens in the seeds which are notched at apex and in the leaves of which the upper surface is smooth (not scabrid). This difference seems sufficient to describe a separate variety.

var. **integra** W.J. de Wilde & Duyfjes, *var. nov.*— Fig. 1

A varietate typica foliis supra scabridis, seminibus apicaliter acutis differt. — Typus: *Phonsena, De Wilde & Duyfjes 5208* (holo BKF; iso L), Thailand, Phetchaburi province, Kaeng Krachan National Park).

Medium-sized herbaceous climber, to 8 m long. *Tendrils* 2–4-branched. *Leaves*: blade 3–7(–9)-lobed, 15–30 cm diam., lower surface glabrous, upper surface scabrid with short coarse hairs each with a cystolith at base; petiole 5–13 cm long. *Male and female flowers* unknown. *Fruit*: broadly fusiform,

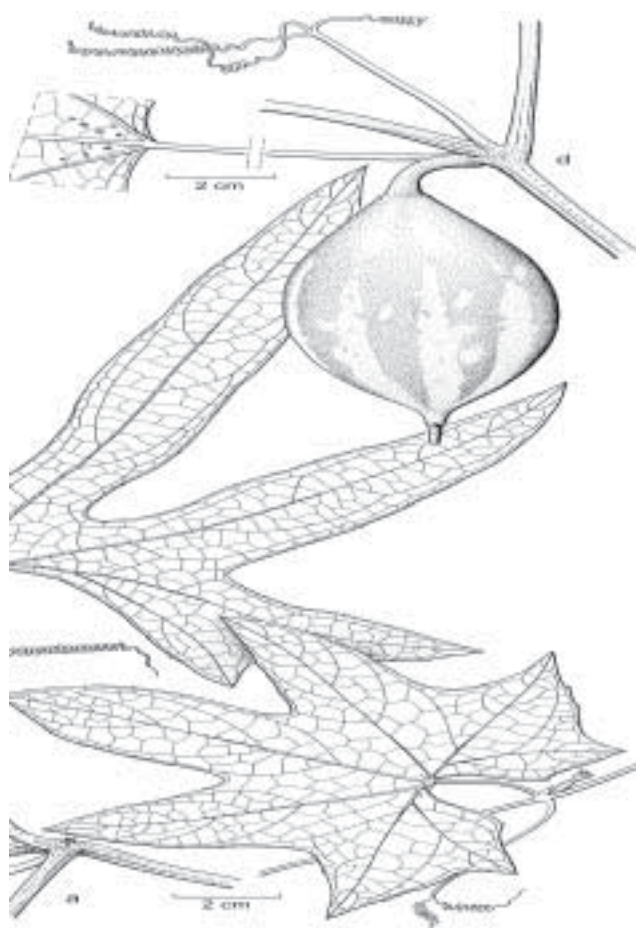


Fig. 1. *Trichosanthes erosa* Duyfjes & Pruesapan var. *integra* W.J. de Wilde & Duyfjes. a. Node with leaf and tendril of long-running shoot; b, c. node with young female flower bud, and probract; d. fruit; e. seed (all: *Phonsena, de Wilde & Duyfjes* 5208, type).

ellipsoid and narrowed at both ends, 7–11 by 5–6 cm; pericarp 10–15 mm thick, whitish yellowish; pulp blackish; mature fruit green with white longitudinal stripes, ultimately (when leaves already died off) ripening orange-red with yellow longitudinal stripes; fruiting pedicel (0.5–)1–3 cm long, 4(–5) mm thick. *Seeds*: numerous, subelliptic in outline, 10–14 by 4–7 mm, flattened, base subtruncate or \pm axe-shaped (like in *T. quinquangulata* A. Gray), apex acute, brown, hardly margined, edge square, entire, faces not ornamented.

EXAMINED SPECIMENS: *Phonsena, De Wilde Duyfjes* 5208, 4656 (all BKF & L).

TRICHOSANTHES TRICUSPIDATA Lour. subsp. JAVANICA Duyfjes & Pruesapan (2004) 99, f. 6B.

var. **flavofila** W.J.de Wilde & Duyfjes, var. nov

A varietate typica petalis masculis fimbriis clare luteis differt. — Type: *Phonsena, De Wilde & Duyfjes* 4417

(holo BKF; iso L), Thailand, Phetchaburi province, Kaeng Krachan National Park).

This variety is only known from material collected along the main road to Khao Phanoen Thung Camp in Kaeng Krachan NP, at 600–1000 m altitude, where it is quite common. The plants are comparatively stout for the species, and the bright yellow-coloured petal fringes (see photo in Duyfjes & Pruesapan, l.c., f. 6B) are unique to the genus. Flowering and fruiting between June and December.

EXAMINED SPECIMENS: *Phonsena, De Wilde & Duyfjes* 4414, 4415, 4417, 4650; *Santisuk et al. s.n.*, SN 91051, 11-06-1994 (all BKF & L).

TRICHOSANTHES PILOSA Lour. (1790) 588. — Neotype here chosen: *Bon* 4019 (holo P).

Trichosanthes ovigera Blume (1826) 934. — Type: *Blume s.n.*, barcode L90128916 (holo L).

The name *Trichosanthes pilosa* Lour. was by Merrill (1935: 380) judged as clearly a

Trichosanthes, possibly representing *T. villosa* Blume. However, when considering the species of *Trichosanthes* in Loureiro's collecting area around Tourane, his *T. pilosa* clearly represents in all elements of its original description the variable, widespread *T. ovigera* Blume. The original material of *T. pilosa* is lost and therefore *Bon 4019*, northern Vietnam, Tu Phap, with male flowers has been chosen as the neotype. This specimen was depicted in Keraudren (1975, plate 15: 1–2), but erroneously referenced as *Balansa 4019* in the captions to the plate.

var. **roseipulpa** W.J. de Wilde & Duyfjes, *var. nov.*

A varietate typica indumento conspicuo pilis apicaliter cellula atra glandulosa coronata, fructibus glabrescentibus pulpa aurantiaca differt. — Typus: *Phonsena, De Wilde & Duyfjes 4694* (holo BKF; iso L), Thailand, Nan, Doi Phu Kha National Park.

Vigorous climber, c. 4 m long; all parts densely hairy, hairs topped with a dark glandular cell. *Fruits*: glabrescent; fruit-pulp orange-red.

NOTE. This variety became apparent when collecting in Doi Phu Kha NP, Nan province in northern Thailand. Sterile specimens and one fruiting plant showed-up in the densely foliated forest-edge, at c. 1000 m altitude, as deviating from all other material of *T. pilosa* seen by us. These specimens differ in having all over a more dense indumentum and fruits with bright orange-red pulp. The fruit-pulp is not bitter of taste, and is eaten by small forest birds. The hairs are topped with a blackish-brown glandular cell, much more conspicuously so than usual in *T. pilosa*.

SPECIMENS EXAMINED — *Phonsena, De Wilde & Duyfjes 3949A* (sterile), *4694* (type, fruits), *4701* (sterile).

TRICHOSANTHES KOSTERMANSII Duyfjes & Pruesapan (2004) 89.

It appeared that the fruits in the collection *Pruesapan KP 66*, which should be reckoned to belong to *T. kostermansii*, were somewhat erroneously described because only a smaller fruit was studied. Correctly the description should run as follows:

Fruits bright red, ovoid-ellipsoid, 8–12 by 6–8 cm; exocarp thin-woody, c. 1/3 mm thick, smooth,

glabrous, not wrinkled on drying; mesocarp c. 15 mm thick; pulp green blackish; fruiting pedicel 4–7 cm long, two-coloured with a smooth upper portion 2–4 mm long. *Seeds* bright brown, somewhat square (parallel-sided), 14–18 by 6–8 by c. 4 mm, with broad margin; apex retuse.

NOTE. The short, smooth upper part of the fruiting pedicel also occurs in *T. borneensis* Cogn. and *T. emarginata* Rugayah, both from Malesia. A notched seed also occurs in *T. erosa* Duyfjes & Pruesapan (Thailand). Of this latter species the seed is smaller, 10–14 mm long, and unmarginated.

TRICHOSANTHES VALIDA Rugayah, in Rugayah & W.J. de Wilde (1999) 277.

This species was hitherto known from collections from Philippines, Sulawesi, and the northern Moluccas (Halmahera), but has now been found also in Vogelkop Peninsula, Papua: *Mayar et al. 457* (BO, MAN, K, L), Manokwari subprov., Andai FR, at 300 m altitude; fruit apparently mature, green with pale yellow markings, c. 15 by 9 cm, with large seeds, c. 25 by 9 mm. It should be noted that in the materials known with the original description of the species, the fruit is smaller, 10–12 by 8 cm, of a red colour, with seeds only (8–)9–11 by 6–7 mm. Whether the collection *Mayar et al. 457* merits formal distinction as a separate taxon should wait for examination of additional material.

(8) ZEHNERIA Endl.: A NEW SPECIES FROM MINDANAO

Shortly before his death at an unknown age, in May 1932 (Van Steenis-Kruseman, 1950: 426), Ramos, with Edaña collected a specimen found among undetermined *Cucurbitaceae* in the Harvard University Herbarium (GH). It appeared to be a new *Zehneria*, with characters unique in SE Asia, described below:

Zehneria trichocarpa W.J. de Wilde & Duyfjes, *spec. nov.* — Fig. 2

Zehneria mucronata (Blume) Miq. similis fructibus pilosis, seminibus minutis c. 2.5 mm longis differt. — Typus: *Ramos & Edaña BS 84954* (holo GH), Philippines, Mindanao.

Small climber; all parts hairy; dark on drying;

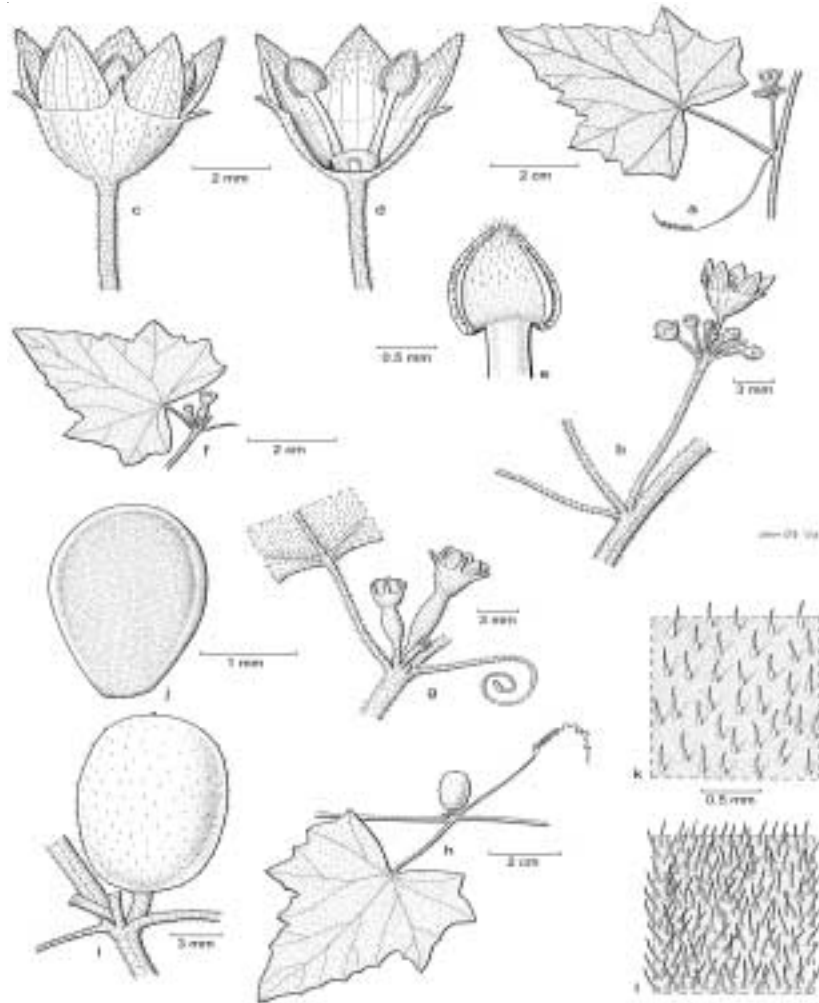


Fig.2. *Zehneria trichocarpa* W.J. de Wilde & Duyfjes. a, b. Node with male inflorescence; c, d. male flower, from outside and opened respectively; e. detail of stamen, showing the slightly curved thecae, mark coarsely hairy connective; f, g. node with female inflorescence; h, i. node with one hairy fruit; j. seed, faintly hairy; k, l. detail of upper and lower leaf surface respectively (all: Ramos & Edaño BS 84954 (GH)).

stem 1–1.5 mm diam.; monoecious(?). *Probract* linear, 5–7 mm long. *Leaves*: blade (subcircular-) 5-angular in outline, (3–)5-lobed $\frac{1}{4}$ – $\frac{1}{2}$ -way deep, 3–7 by 4–8 cm, base broadly cordate, apex acute, margin coarsely dentate, upper surface appressed-hairy, lower surface more densely so; cystoliths not apparent; petiole 1.5–2.5 cm long. *Male inflorescences*: 5–10 flowers in a dense head (condensed raceme) on a 1–1.5 cm long peduncle, and with a persistent pedicel of a solitary flower at base. *Male flowers*: pedicel 3 mm long; bract absent; expanded perianth 7–8 mm diam.; receptacle-tube c. 2 by 3.5(–4) mm, outside (sparingly) hairy, inside subglabrous but sparse-hairy at the throat; sepals narrowly triangular(-linear), c. 1 mm long; petals c. 3 by 2 mm, acute, glandular-hairy in upper part;

stamens inserted at base of the receptacle; filaments c. 2.5 mm long, subglabrous, anthers somewhat longer than broad, c. 1.5 mm long, the thecae slightly curved, nearly touching each other at apex, connective broad at base and in the middle, coarsely hairy, not produced at apex; disc subglobose, c. 1 mm diameter. *Female flowers*: 1 or 2 subsessile; pedicel 1–1.5 mm long; ovary narrowly ellipsoid, c. 5 by 2 mm, densely hairy; perianth as in male flowers; style, stigmas, and disc not examined. *Fruit*: solitary (or 2), ellipsoid, c. 1.5 by 1 cm, base and apex rounded; pericarp faintly tessellated (not pitted), sparsely hairy, hairs c. 0.5 mm long, colour of ripe fruit not recorded; fruiting pedicel 0.2–0.4 cm long. *Seeds*: numerous, ovate-elliptic, c. 2.5 by 1.8 by 0.5 mm, pale, faintly hairy, narrowly margined, faces flat,

Fig. 3. *Zehneria* cf. *mucronata* (Blume) Miq. a. Node with infructescence; b. detail of infructescence; c. seed, faintly hairy; d. detail of upper leaf surface. (all: *Ramos 2023* (BRI)).

not ornamented.

DISTRIBUTION. Only known from the type, collected March-April 1932 at Nutol, Cotabato Province, Mindanao, Philippines.

HABITAT & ECOLOGY. Not recorded.

NOTE. *Zehneria trichocarpa* belongs to a group of similar species, among which *Z. mucronata* (Blume) Miq. and *Z. repanda* (Blume) C. Simmons, which are all much related to *Z. scabra* (L. f.) Sond., the variable African species. *Zehneria trichocarpa* is unique in SE Asia by its densely hairy overall habit, including a hairy ovary and fruit, and by its small seeds, all traits which occur regularly in Africa, but

which are absent or very rare in Asia.

The specimen *Ramos 2023* (BRI), fig. 3, from Luzon, provisionally included in the wide-spread variable *Z. mucronata*, is deviating from *Z. mucronata* in having extremely small faintly hairy seeds, similar to those of *Z. trichocarpa*; otherwise this subglabrous specimen, with several small glabrous fruits, clustered on a peduncle, looks completely different from *Z. trichocarpa*. The seeds of both *Ramos 2023* and *Ramos & Edaño BS 84954* are the smallest in *Zehneria*, even in all *Cucurbitaceae* of SE Asia.

The largest seeds in *Cucurbitaceae* are found for instance in *Momordica cochinchinensis* Lour. and in *Hodgsonia*.

ACKNOWLEDGEMENTS

We thank Walter Kitteredge (GH) who traced the collection *Ramos BS 27552* in US, Rachun Pooma for collecting fruit of *Hodgsonia*, J.F. Veldkamp (L) for translating the descriptions of the new taxa into Latin, and for critically reading of the manuscript, Jan van Os (L) for preparing the drawings, and Ben Kieft (L) for scanning the drawings for publication.

REFERENCES

- BEAMAN, J.H., C. ANDERSON & R.S. BEAMAN. 2001. *The plants of Mount Kinabalu* 4: 206–213. The Royal Botanic Gardens, Kew.
- BERG, C.C., E.J.H. CORNER & F.M. JARRETT. 2006. *Moraceae* (genera other than *Ficus*). *Fl. Males. Ser. 1, Spermatophyta*. 17, 1: 82–86. Nationaal Herbarium Nederland, Publications Department.3
- BLUME, C.L. 1826. *Bijdragen Indië* 15: 922–940. Ter Lands Drukkerij, Batavia.
- CHEN, S.K. 1995. *Hodgsonia*. In: C.Y. Wu, C. Chen & S.K. Chen (eds.). *Flora Yunnanica*. 6: 376–378. Science Press, Beijing.
- COGNIAUX, C.A. 1881. *Cucurbitaceae*. In: A. & C. DeCandolle. *Monogr. Phan. Prodr.* 3: 325–951. Paris.
- DE LOUREIRO, J. 1790. *Flora Cochinchinensis*. Lisbon.
- DE WILDE, W.J.J.O. & B.E.E. DUYFJES. 2001. Taxonomy of *Hodgsonia* (*Cucurbitaceae*), with a note on the ovules and seeds. *Blumea* 46: 169–179.
- DE WILDE, W.J.J.O. & B.E.E. DUYFJES. 2003. The genus *Baijiania* (*Cucurbitaceae*). *Blumea* 48: 279–284.
- DE WILDE, W.J.J.O. & B.E.E. DUYFJES. 2006. Review of the genus *Gymnopetalum* (*Cucurbitaceae*). *Blumea* 51: 281–296.
- DE WILDE, W.J.J.O. & B.E.E. DUYFJES. 2008. The edible *Cucurbitaceae* of Thailand and Malesia. *Sandakania* (in press).
- DUYFJES, B.E.E. & K. PRUESAPAN 2004. The genus *Trichosanthes* (*Cucurbitaceae*) in Thailand. *Thai Forest Bull. Bot.* 32: 76–109.
- FORSTER, J.G.A. 1786. *Florulae insularum Australium Prodrromus*: 92. Goettingen.
- FOSBERG, 1941. Names in *Amaranthus*, *Artocarpus*, and *Inocarpus*. *J. Wash. Acad. Sci.* 31: 93–96.
- FOSBERG, 1960. Introgression in *Artocarpus* (*Moraceae*) in Micronesia. *Brittonia* 12: 101–113.
- GAGNEPAIN, F. 1918. *Cucurbitacées nouvelles de l'Herbier du Muséum. Bull. Mus. Hist. Nat. (Paris)* 24: 371–380.
- GRIERSON, A.J.G & D.G. LONG. 1991. *Flora of Bhutan* 2, 1: 127–128. Royal Botanic Garden, Edinburgh.
- HARA, H. 1963. *Spring flora of Sikkim Himalaya*: 1–169. Hoikusha Publishing Co, Ltd, Osaka.
- HOOKER, J.D. & T. THOMSON. (“1853”) 1854. *Proc. Linn. Soc. London* 2: 257.
- HOOKER, J.D. 1855. *Illustrations of Himalayan plants*: t. 1–3. L. Reeve, London.
- KERAUDREN-AYMONIN, M. 1975. *Cucurbitacées*. In: A. Aubréville & J.-F. Leroy (eds.), *Flore du Cambodge, du Laos et du Viêt-nam* 15: 1–114. Mus. Natl. Hist. Nat., Paris.
- KURZ, S. 1871. On some new or imperfectly known Indian plants. *J. Asiat. Soc. Bengal.* 40: 57–58.
- MARR, K.L., Y.-M. XIA & N.K. BHATTARAI. 2007. Allozymic, morphological, phenological, linguistic, plant use, and nutritional data of *Benincasa hispida* (*Cucurbitaceae*). *Econ. Bot.* 61: 44–59.
- MERRILL, E.D. 1918. New or noteworthy Philippine plants, XIII. *Philip. J. Sci.* 13: 1–66.
- MERRILL, E.D. 1919. Additional notes on the Kwantung Flora. *Philip. J. Sci.* 15: 256.
- MERRILL, E.D. 1935. A commentary on Loureiro’s “*Flora Cochinchinensis*”. *Trans. Amer. Philos. Soc.* 24: 376–381.
- MERRILL, E.D. 1954. The botany of Cook’s voyages. *Chron. Bot.* 14: 161–384.
- PARKINSON, S.C. 1773. *A journal of a voyage to the South Seas, in his Majesty’s ship: the Endeavour*. London.
- ROXBURGH, W. 1832. *Flora Indica* 3: 701–728. Thacker & Co., Calcutta.
- RUGAYAH & W.J.J.O. DE WILDE. 1999. Conspectus of *Trichosanthes* (*Cucurbitaceae*) in Malesia. *Reinwardtia* 11, 4: 227–280.
- SAVI, G. 1818. Memoria sopra una pianta *Cucurbitaceae* [*Benincasa cerifera*]. *Bibliot. Ital.* 9: 158. Milano.
- SEEMANN, B. 1864. The *Cucurbitaceae* of tropical Polynesia. *J. Bot.* 2:50.
- THUNBERG, C.P. 1783. *Nova Acta Regiae Soc. Sci. Upsal.* 4: 38 (not seen).
- VAN STEENIS-KRUSEMAN, M.J. 1950. *Cyclopedia of botanical exploration in Malesia*. Fl. Males., Ser. 1, Spermat. 1: 426. Noordhoff-Kolff N.V., Jakarta.
- WHISTLER, W.A. 1990. The other Polynesian gourd. *Pacific Sci.* 44: 115–122.

INSTRUCTION TO AUTHORS

Manuscripts intended for publication in *Reinwardtia* should be written either in English, French or German, and represent articles which have not been published in any other journal or proceedings. Each manuscript received will be considered and processed further if it is accompanied by signed statements given independently by two reviewers chosen by the author(s) attesting to its merits as well as its scientific suitability for publication in *Reinwardtia*.

Two printed copies (on A4 paper) of the manuscript of not more than 200 pages should be sent to Editors, together with an electronic copy prepared on Word Processor computer programme using Times New Roman letter type and saved as Rich Text File must be submitted.

For the style of presentation authors should follow the latest issue of *Reinwardtia* very closely. Title of the article should be followed by author's name and mailing address and one-paragraphed abstract in English (with French or German abstract for paper in French or German) of not more than 250 words. Keywords should be given below each abstract, on a separate paper author(s) should the preferred running title of the article submitted.

Taxonomic keys should be prepared using the aligned-couplet type.

Strict adherence to the International Code of Botanical Nomenclature is observed, so that taxonomic and nomenclatural novelties should be clearly shown, Latin description for new taxon proposed should be provided, and the herbaria where type specimens are deposited should be indicated. Synonyms should be presented in the long form [name of taxon, author's name, year of publication, abbreviated journal or book title, volume (number): [page]].

Maps, line drawing illustrations or photographs preferably should be prepared in landscape presentation to occupy two columns. Illustrations must be submitted as original art accompanying, but separated from the manuscript. On electronic copy, the illustration should be saved in .jpg or .gif format. Legends for illustrations must be submitted separately at the end of the manuscript.

Bibliography, list of literature cited or references follow the Harvard system.

For each paper published author(s) will receive 25 copies of reprints free of charge, any additional copies should be ordered in advance and the author(s) will be charged accordingly.

CONTENTS

	Page
J.F. VELDKAMP. The correct name for the <i>Tetrastigma</i> (<i>Vitaceae</i>) host of <i>Rafflesia</i> (<i>Rafflesiaaceae</i>) in Malesia and a (not so) new species.....	261
W.J. ODE WILDE & B.E.E. DUYFES. Miscellaneous South East Asian cucurbit news.....	267
M.A. RIFAI. <i>Endophragmiella bogoriensis</i> Rifai, spec. nov (<i>Hyphomycetes</i>).....	275
M.A. RIFAI. Another note on <i>Podoconismegaspemia</i> Boedijn (<i>Hyphomycetes</i>).....	277
TOPIK HID A W ; M. ITO; T. YUKAWA. The phylogenetic position of the Papuan genus <i>Sarcochilus</i> R.Br. (<i>Orchidaceae: Aeridinae</i>): evidence from molecular data.....	281
C.E. RIDSDALE. Notes on <i>Maiesia</i> and <i>Neonauclea</i>	285
C.E. RIDSDALE. Thorny problems in the <i>Rubiaceae</i> : <i>Benkara</i> , <i>Fagerlindia</i> and <i>Oxyceros</i>	289
KUSWATAKARTAWINAIA, PURWANINGSIH, T. PARTOMIHARDJO, R. YUSUF, R. ABDULHADI, S. RISWAN. Floristics and structure of a lowland dipterocarp forest at Wanariset Samboja, East Kalimantan, Indonesia.....	301
RUGAIAH & S. SUNARTI. Two new wild species of <i>Averrhoa</i> (<i>Oxalidaceae</i>) from Indonesia.....	325
ATIKRETNOWATI. A new Javanese species of <i>Marasmius</i> (<i>Trichlomataceae</i>).....	334

Reinwardtia is a LEPI accredited Journal (80/Akred-LIPI/P2MBI/5/2007)

HERBARIUM BOGORIENSE
 BIDANG BOTANI
 PUS AT PENELITIAN BIOLOGI - LIPI
 BOGOR, INDONESIA