



This work is licensed under a Creative Commons Attribution Licence (CC BY 4.0).

Research article

[urn:lsid:zoobank.org:pub:7F2F71AA-4282-477C-9D6A-4C5FB417259D](https://zoobank.org/pub:7F2F71AA-4282-477C-9D6A-4C5FB417259D)

Thoridae (Crustacea: Decapoda) can penetrate the Abyss: a new species of *Lebbeus* from the Sea of Okhotsk, representing the deepest record of the family

Ivan MARIN

A.N. Severtzov Institute of Ecology and Evolution, Russian Academy of Sciences, Moscow, Russia.

Email: coralliodecapoda@mail.ru, vanomarin@yahoo.com

[urn:lsid:zoobank.org:author:B26ADAA5-5DBE-42B3-9784-3BC362540034](https://zoobank.org/author:B26ADAA5-5DBE-42B3-9784-3BC362540034)

Abstract. *Lebbeus sokhobio* sp. nov. is described from abyssal depths (3303–3366 m) in the Kuril Basin of the Sea of Okhotsk. The related congeners are deep-water dwellers with a very distant distribution and very similar morphology. The new species is separated by minor morphological features, such as the armature of the rostrum and telson, meral spinulation of ambulatory pereopods and the shape of the pleonal pleurae. This species is the deepest dwelling representative of the genus *Lebbeus* and the family Thoridae. A list of records of caridean shrimps recorded from abyssal depths below 3000 m is given.

Keywords. Diversity, Caridea, barcoding, SokhoBio 2015, NW Pacific.

Marin I. 2020. Thoridae (Crustacea: Decapoda) can penetrate the Abyss: a new species of *Lebbeus* from the Sea of Okhotsk, representing the deepest record of the family. *European Journal of Taxonomy* 604: 1–35.
<https://doi.org/10.5852/ejt.2020.604>

Introduction

The fauna of benthic caridean shrimps (Crustacea: Decapoda: Caridea) living at depths of more than 3000 m is poorly known due to the technical difficulties of sampling. There are many records of caridean shrimps from the abyssal depths, but it is still expected that deeper sampling in different regions of the world oceans will provide new records and interesting scientific data. The deepest known records of caridean shrimps are *Parapontophilus abyssi* (Smith, 1884) (Crangonidae), collected from a depth of 5852 m (Chace 1984), *Glyphocrangon atlantica* Chace, 1939 (Glyphocrangonidae) from 6364–6373 m (Holthuis 1971; Gore 1985), and the bathypelagic *Heterogenys microphthalma* (Smith, 1885) and *Acanthephyra sica* Spence Bate, 1888 (Acanthephyridae) from 5060 m (Wicksten *et al.* 2017; Crosnier 1987) and 6890 m (Lörz *et al.* 2012), respectively. Such depths exceed the maximum available depths, for example, for cartilaginous fishes (Chondrichthyes) (4156 m; Priede & Froese 2013), but at the same time far from the depths available to abyssal fishes such as *Pseudoliparis swirei* Gerring & Linley, 2017 (Actinopterygii: Liparidae) (6898–7966 m; Gerring *et al.* 2017) and *Abyssobrotula galathea* Nielsen, 1977 (Actinopterygii: Ophidiidae) (8370 m; Priede & Froese 2013) or the polychaete *Poecilochaetus vityazi* Levenstein, 1962 (Annelida: Poecilochaetidae), collected at a depth of 10 687 m from the Tonga Trench (Paterson *et al.* 2009). The deepest records of crustaceans are *Macrostyli*

mariana Mezhov, 1993 (Isopoda: Macroductylidae) and *Hirondellea gigas* (Birštein & Vinogradov, 1955) (Amphipoda: Hirondelleidae), recorded from hadal depths of 10 730 m (Mezhov 1993) and 10 897–10 994 m (e.g., Hessler *et al.* 1978; Kobayashi *et al.* 2012), respectively. The limiting factors for the deep-sea distribution of decapod crustaceans are still unknown due to the small number of collected samples and insufficient knowledge of the biology and ecology of such species. Wolff (1970) proposed the physiological limitation of hydrostatic pressure as a factor limiting the deeper distribution of species in Decapoda.

The deep-sea decapod fauna of the northwestern Pacific is relatively well studied (e.g., Bražhnikov 1907; Derjugin & Kobjakova 1935; Kobjakova 1936, 1937, 1955, 1958, 1962, 1967; Makarov 1938, 1962, 1966; Vinogradov 1947, 1950; Birštein & Vinogradov 1951, 1953; Uschakov 1953; Zarenkov 1960, 1965; Savilov 1961; Kurata 1964a, 1964b; Komai & Amaoka 1991; Komai 1991, 1994, 1997, 2015; Komai & Yakovlev 2000; Sedova 2004; Komai & Komatsu 2009; Spiridonov *et al.* 2013; Sedova & Andronov 2013; Sedova & Grigoriev 2013; Marin 2013, 2018; Marin *et al.* 2015; Matsuzaki *et al.* 2015; Komai & Matsuzaki 2016; Komai *et al.* 2016, 2017; Anosov *et al.* 2018; Komai & Hibino 2019), while abyssal records of decapods are still rare. Only seven benthic caridean species are known from the abyssal zone (depths of 3000–6000 m) in the northwestern Pacific: *Nematocarcinus longirostris* Spence Bate, 1888 (Nematocarcinidae); *Bathystylodactylus inflatus* Hanamura & Takeda, 1996, *Bathystylodactylus* cf. *bathyalis* (Cleva, 1994) (Stylodactylidae); *Glyphocrangon caecescens* Wood-Mason, 1891 (Glyphocrangonidae); *Neocrangon abyssorum* (Rathbun, 1902), *Sclerocrangon zenkevitchii* Birštein & Vinogradov, 1953 and *Placopsicrangon formosa* Komai & Chan, 2009 (Crangonidae) (Kobjakova 1937; Birštein & Vinogradov 1953; Hanamura & Takeda 1996; Kim *et al.* 2000; Burukovsky 2003; Komai 2004; Komai & Chan 2009; Komai & Komatsu 2016; Wicksten *et al.* 2017; Marin 2018). Several biological surveys were accomplished in the Kuril Basin – a relatively isolated and the deepest area of the Sea of Okhotsk (Vinogradov 1950; Birštein & Vinogradov 1953; Ushakov 1953; Savilov 1961; review in Marin 2018). Four species of benthic decapod crustaceans have been recorded in the Sea of Okhotsk deeper than 3000 m: *Neocrangon abyssorum* from a depth of 887–2975 m and possibly below 3000 m (Birštein & Vinogradov 1951; Zarenkov 1965; Kim *et al.* 2000; Marin 2018); *Sclerocrangon zenkevitchi* from 2995–3950 m (Birštein & Vinogradov 1953; Kim *et al.* 2000; Marin 2018); an undescribed species of the genus *Lebbeus* White, 1847 (Thoridae) from 3303–3366 m (Marin 2018); and *Munidopsis kurilensis* Marin, 2020 (Munidopsidae) from 3307–3350 m (Kobjakova 1937; Marin 2018, 2020). In addition, two bathypelagic species, *Hymenodora glacialis* (Buchholz, 1874) and *H. frontalis* Rathbun, 1902 (Acanthephyridae), were recorded at depths of 3300 and 4432 m, respectively (Kobjakova 1937; Marin 2018). Here the deep-sea species of the genus *Lebbeus*, previously recorded from the Kuril Basin of the Sea of Okhotsk (see Marin 2018), is described in detail as new to science.

The cosmopolitan thorid genus *Lebbeus* currently includes 68 valid species, representing the most species-rich genus within the family. Species of this genus are distributed from littoral to bathyal depths of both the northern and southern hemispheres (Fransen 1997; De Grave & Fransen 2011; Komai *et al.* 2012, 2019; Nye *et al.* 2013a; Komai 2013, 2015; Schiaparelli *et al.* 2015; Chan & Komai 2017). Most of the species are known as free-living, but some of them have symbiotic habits in shallow waters (e.g., Hayashi & Okuno 1997; Jonsson *et al.* 2001; Schiaparelli *et al.* 2015) or are associated with specific deep-sea biotopes such as hydrothermal vents (Nye *et al.* 2013a), cold seeps (Chan & Komai 2017) and in association with dead whale carcasses (Nye 2013). On the other hand, the geographical range of each species is rather limited, especially in deep-sea species, which leads to a high degree of endemism (e.g., Hayashi 1992; Komai *et al.* 2004, 2012; Komai 2015; Anosov *et al.* 2018); such endemic species are found in the Sea of Okhotsk (Hayashi 1992; Komai *et al.* 2004, 2012; see below). About half of all species of *Lebbeus* have been described from the northwestern Pacific, suggesting a possible radiation center of the genus in this region (Nye *et al.* 2013a). The Sea of Okhotsk is one of the “hot spots” of biodiversity in the genus *Lebbeus* with 16 described species (Bražhnikov 1907; Kobjakova 1936, 1937;

Urita 1942; Vinogradov 1950; Zarenkov 1960; Hayashi 1992; Komai 2015; Matsuzaki *et al.* 2015). At least seven species, namely *L. fujimotoi* Matsuzaki *et al.*, 2015, *L. heterochaelus* (Kobyakova, 1936), *L. longidactylus* (Kobyakova, 1936), *L. magnificus* Komai, 2015, *L. spinirostris* (Kobyakova, 1936), *L. ushakovi* (Kobyakova, 1936) and *L. vinogradovi* Zarenkov, 1960, have not been recorded from outside of the Sea of Okhotsk; some species are only known from their original descriptions (e.g., Anosov *et al.* 2018; Matsuzaki *et al.* 2015). Most species of *Lebbeus* are known from depths of less than 1500 m (e.g., Squires 1990; Hayashi 1992; Fransen 1997; De Grave & Fransen 2011; Komai 2013; Nye *et al.* 2013a, 2013b), with the deepest dwelling being *L. virentova* Nye *et al.*, 2013, recorded from a depth of 2294–2375 m in the Caribbean Sea, and *L. laurentae* Wicksten, 2010, recorded from a depth of 2618–2640 m at the East Pacific Rise in the northeastern Pacific (Wicksten 2010; Komai *et al.* 2012; Nye *et al.* 2013a, 2013b). The new species described here represents the deepest dwelling species within the genus and family, significantly increasing the bathymetric range of the genus to the abyssal depth of 3366 m. Moreover, the family Thoridae is now included in the list of deepest dwelling caridean shrimp families (see Table 1).

Material and methods

The material was collected during the megafaunal sampling of the joint Russian–German SokhoBio (Sea of Okhotsk Biodiversity Study) 2015 Expedition by the R/V “*Akademik M.A. Lavrentyev*” in the Kuril Basin, the deepest part of the Sea of Okhotsk (see Fig. 1). Collection was made using an Agassiz Trawl (AGT) or an epibenthic sled (EBS) (see Malyutina *et al.* 2018). Station data for all AGT deployments are presented in Fig. 1 and also by Blagodatski *et al.* (2017) and Malyutina *et al.* (2018). Start and, sometimes, the end coordinates refer to the positions ‘on ground’ and ‘off ground’, respectively. The AGT used in the SokhoBio 2015 Expedition was of a standard design with frame dimensions (width × height) of 350 × 70 cm and a mesh size of 10 mm. In general, the AGT was deployed twice at each station; however, at some stations only one AGT was deployed. The AGT was pulled between 4 and

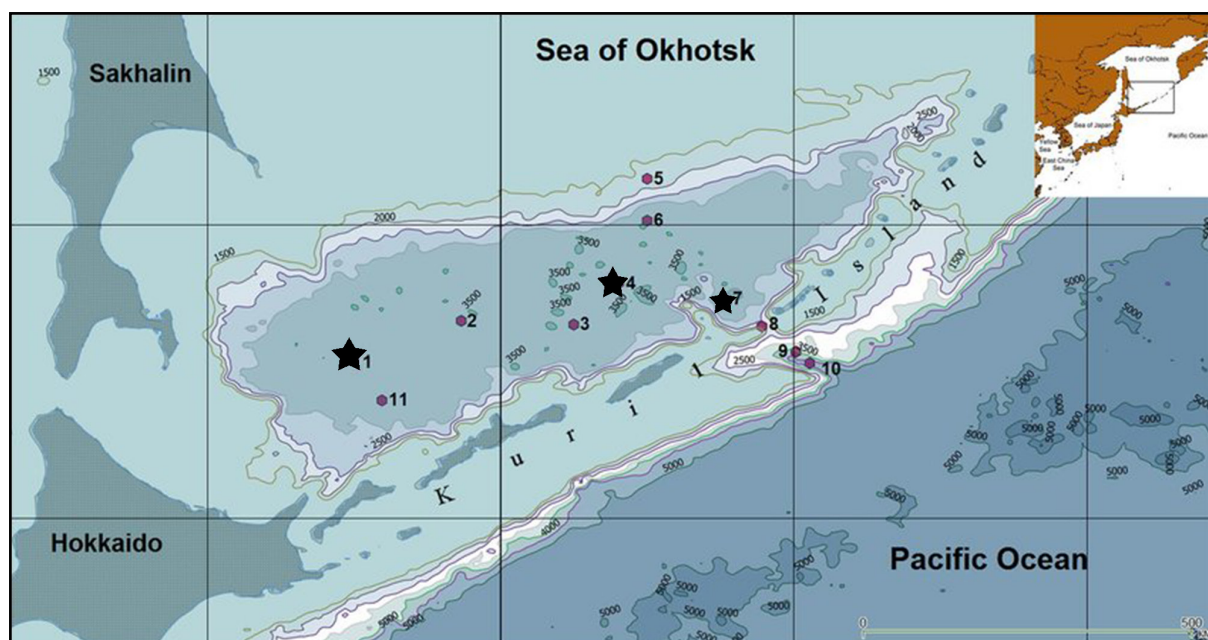


Fig. 1. Map of the stations of the SokhoBio 2015 Expedition on the R/V “*Akademik M.A. Lavrentyev*” in the Kuril Basin of the Sea of Okhotsk, northwestern Pacific. Insert in the upper right corner places the region of the sampling on the map of the northwestern Pacific area (after Blagodatski *et al.* 2017). Numbers 1–11 indicate the stations where benthic samples were collected; stars indicate the stations that yielded specimens of *Lebbeus sokhobio* sp. nov.

Table 1 (continued on next 3 pages). Caridean shrimp species hitherto recorded from depths below 3000 m.

Acanthephyridae Spence Bate, 1888			
<i>Acanthephyra acutifrons</i> Spence Bate, 1888	650–4926 m	Pacific	Kemp 1906; Chace 1940, 1986; Allen & Butler 1994
<i>A. brevirostris</i> Smith, 1885	1000–5394 m	N Atlantic	Smith 1885; Domansky 1986
<i>A. curtirostris</i> Wood-Mason, 1891	190–4970 m	Pacific, Indian and Atlantic Oceans	De Man 1920; Chace 1940, 1986; Crosnier & Forest 1973; Butler 1980; Krygier & Percy 1981; Allen & Butler 1994
<i>A. eximia</i> Smith, 1884	200–5111 m	Pacific and Atlantic; Mediterranean Sea	Pohle 1992; Poupin 1996; Linley <i>et al.</i> 2018
<i>A. pelagica</i> (Risso, 1816)	3635 m	South Ocean	Boschi <i>et al.</i> 1981; Wasmer 1986; Iwasaki & Nemoto 1987; Tiefenbacher 1994; Gorny 1999; Basher & Costello 2014
<i>A. prionata</i> Foxton, 1971	1900–4926 m	Atlantic, off East Africa; E Pacific	Foxton 1971; Allen & Butler 1994
<i>A. quadrispinosa</i> Kemp, 1939	5040–5060 m	Indian Ocean	Crosnier 1987
<i>A. sica</i> Spence Bate, 1888	400–6890 m	off New Zealand	Lörz <i>et al.</i> 2012
<i>A. stylorostris</i> (Spence Bate, 1888)	3458 m	Atlantic and Pacific	Spence Bate 1888
<i>Acanthephyra</i> spp.	6007–6890 m	Pacific	Jamieson <i>et al.</i> 2009; Wicksten <i>et al.</i> 2017
<i>Heterogenys micro-</i> <i>phthalma</i> (Smith, 1885)	3197–5060 m	Indian Ocean; NE Atlantic	Alcock 1901; Domansky 1986; Crosnier 1987
<i>H. monnioti</i> Crosnier, 1987	2663–4035 m	Indian and Atlantic Oceans	Cardoso 2013
<i>Hymenodora acanthi-</i> <i>telsonis</i> Wasmer, 1972	5041–5591 m	NW Pacific; NE Atlantic	Kikuchi & Omori 1985; Domansky 1986
<i>H. frontalis</i> Rathbun, 1902	586–4432 m	N Pacific	Rathbun 1902, 1910; Chace 1986; Marin 2018
<i>H. glacialis</i> Buchholz, 1874	from near the surface in polar seas to 5610 m	NE Atlantic, Pacific and South Oceans	Havens & Rork 1969; Butler 1980; Just 1980; Wasmer 1986; Domansky 1986; Iwasaki & Nemoto 1987; Hendrickx & Estrada Navarrete 1996; Wicksten 2002; Basher & Costello 2014
<i>H. gracilis</i> (Smith, 1886)	1000–3733 m	South Ocean	Spence Bate 1888; Wasmer 1986; Iwasaki & Nemoto 1987; Gorny 1999; Basher & Costello 2014
<i>Meningodora mollis</i> Smith, 1882	840–2985 m	Atlantic and Pacific	Chace 1940, 1986; Crosnier & Forest 1973; Kensley <i>et al.</i> 1987
<i>M. vesca</i> (Smith, 1886)	615–5367 m	Atlantic and Pacific	Chace 1940, 1986; Crosnier & Forest 1973; Kensley <i>et al.</i> 1987; Allen & Butler 1994
<i>Notostomus elegans</i> A. Milne-Edwards, 1881	0–3500 m	Atlantic and Pacific	Crosnier & Forest 1973; Chace 1986; Kensley <i>et al.</i> 1987
<i>N. gibbosus</i> A. Milne-Edwards, 1881	850–4000 m	Atlantic and Pacific	Crosnier & Forest 1973; Chace 1986; Kensley <i>et al.</i> 1987
Alvinocarididae Christoffersen, 1986			
<i>Alvinocaris markensis</i> Williams, 1988	1693–3650 m	Atlantic, Mid- Atlantic Ridge	Williams 1988; Wharton <i>et al.</i> 1997; Shank <i>et al.</i> 1999; Komai & Segonzac 2003; Martin & Haney 2005
<i>A. methanophila</i> Komai <i>et al.</i> , 2005	2155–3712 m	NW Atlantic	Komai <i>et al.</i> 2005
<i>A. muricola</i> Williams, 1988	1697–3277 m	Atlantic, Gulf of Mexico	Williams 1988; Komai & Segonzac 2005; Komai <i>et al.</i> 2005; Martin & Haney 2005

Table 1 (continued). Caridean shrimp species hitherto recorded from depths below 3000 m.

<i>Chorocaris chacei</i> Williams & Rona, 1986	1600–3650 m	Atlantic, Mid-Atlantic Ridge	Williams & Rona 1986; Williams 1987; Martin & Haney 2005; Komai & Segonzac 2008
<i>C. vandoverae</i> Martin & Hessler, 1990	3640 m	Pacific, Mariana Back Arc Basin	Martin & Hessler 1990; Martin & Haney 2005; Nye <i>et al.</i> 2012
<i>Mirocaris fortunata</i> (Martin & Christiansen, 1995)	850–3480 m	Atlantic, Mid-Atlantic Ridge	Martin & Christiansen 1995; Vereshchaka 1997; Shank <i>et al.</i> 1999; Komai & Segonzac 2003; Martin & Haney 2005; Komai <i>et al.</i> 2007; Fabri <i>et al.</i> 2011
<i>M. indica</i> Komai <i>et al.</i> , 2006	2422–3300 m	Indian Ocean, Central Indian Ridge	Komai <i>et al.</i> 2006
<i>Opaepele susanna</i> Komai <i>et al.</i> , 2007	1500–2986 m	Atlantic, Mid-Atlantic Ridge	Komai <i>et al.</i> 2007; Beltenev <i>et al.</i> 2009
<i>Rimicaris exoculata</i> Williams & Rona, 1986	1700–4088 m	Atlantic, Mid-Atlantic Ridge	Williams & Rona 1986; Martin & Haney 2005; Komai <i>et al.</i> 2007; Komai & Segonzac 2008; Nye <i>et al.</i> 2012
<i>R. hybisae</i> Nye <i>et al.</i> , 2012	2300–4960 m	Atlantic, Caribbean	Nye <i>et al.</i> 2012
<i>R. kairei</i> Watabe & Hashimoto, 2002	2415–3320 m	Indian Ocean, Central Ind. Ridge	Van Dover <i>et al.</i> 2001; Watabe & Hashimoto 2002; Martin & Haney 2005
Bythocarididae Christoffersen, 1987			
<i>Bythocaris cryonesus</i> Bowman & Manning, 1972	3803–3805 m	Arctic: Polar Sea; Iceland	Bowman & Manning 1972; Just 1980
<i>B. curvirostris</i> Kobjakova, 1957	2352–3965 m	Arctic: Polar Sea	Just 1980
Crangonidae Haworth, 1825			
<i>Neocrangon abyssorum</i> (Rathbun, 1902)	887–3200 m	N Pacific	Birštein & Vinogradov 1951; Zarenkov 1965; Hiller-Adams & Case 1985; Kim <i>et al.</i> 2000
<i>Parapontophilus abyssii</i> (Smith, 1884)	1400–5852 m	Pacific and Atlantic	Crosnier & Forest 1973; Chace 1984; Komai 2008
<i>P. occidentalis</i> (Faxon, 1893)	837–4082 m	E Pacific	Faxon 1893; Komai 2008; Hendrickx & Papiol 2015
<i>P. profundus</i> (Spence Bate, 1888)*	4755 m	Tasman Sea	Spence Bate 1888; Komai 2008
<i>P. talismani</i> Crosnier & Forest, 1973	3411–3517 m	NE Atlantic; Caribbean Sea	Crosnier & Forest 1973; Gore 1985; Komai 2008
<i>Placopsicrangon formosa</i> Komai & Chan, 2009	4807–4824 m	W Pacific: Taiwan	Komai & Chan 2009
<i>Sclerocrangon zenkevitchii</i> Birštein & Vinogradov, 1953	2995–3950 m	N Pacific	Birštein & Vinogradov 1953; Kim <i>et al.</i> 2000; Komai 2008
Disciidae Rathbun, 1902			
<i>Lucaya bigelowi</i> Chace, 1939	4773 m	Atlantic: West Indies	Chace 1939
Eugonatonotidae Chace, 1937			
<i>Eugonatonotus chacei</i> Chan & Yu, 1991 (as <i>Galatheacaris abyssalis</i> Vereshchaka, 1997)**	2000–5000 m	W Pacific: Sulawesi	Vereshchaka 1997; Chow <i>et al.</i> 2000

*Known from single holotype specimen.

** *G. abyssalis* is a mesopelagic larva of *E. chacei*. The benthic species itself has not been recorded deeper than 1000 m, but *G. abyssalis* can be collected in mid-water when trawls are hauled up from abyssal depths. Nevertheless, the records of *G. abyssalis* and *E. chacei*, respectively, are presented here as they were published in the literature.

Table 1 (continued). Caridean shrimp species hitherto recorded from depths below 3000 m.

Glyphocrangonidae Smith, 1884			
<i>Glyphocrangon atlantica</i> Chace, 1939	3400–6373 m	Atlantic	Holthuis 1971; Gore 1985
<i>G. caecescens</i> Wood-Mason in Wood- Mason & Alcock, 1891	2698–3431 m	Pacific and Indian	Komai 2004; Komai & Komatsu 2016
<i>G. longirostris</i> (Smith, 1882)	680–3219 m		Hiller-Adams & Case 1985
Nematocarcinidae Smith, 1884			
<i>Nematocarcinus</i> <i>acanthitelsonis</i> Pequegnat, 1970	3138–3742 m	Atlantic	Crosnier & Forest 1973; Gore 1985
<i>N. batei</i> Burukovsky, 2000		N Pacific	Burukovsky 2003
<i>N. challenger</i> Burukovsky, 2006	5477 m		Burukovsky 2006
<i>N. ensifer</i> (Smith, 1882)	1000–3600 m	Atlantic	Crosnier & Forest 1973; Gore 1985
<i>N. exilis</i> (Spence Bate, 1888)	3300–4000 m	Atlantic: Mediterranean Sea	Company <i>et al.</i> 2004
<i>N. lanceopes</i> (Spence Bate, 1888)	3432 m	South Ocean	Spence Bate 1888; Hale 1941; Zarenkov 1968; Gutt <i>et al.</i> 1991, 1994; Gorny 1992, 1999; Arntz <i>et al.</i> 1999; Arntz 2003; Lovrich <i>et al.</i> 2005; Basher & Costello 2014
<i>N. longirostris</i> (Spence Bate, 1888)	2500–5340 m	Atlantic, Pacific, Indian and South Oceans	Spence Bate 1888; Zarenkov 1968; Iwasaki & Nemoto 1987; Gorny 1999; Burukovsky 2003; Yaldwyn & Webber 2011; Komai & Komatsu 2016
<i>N. productus</i> Spence Bate, 1888	631–3429 m	W Pacific	Chace 1986
Oplophoridae Dana, 1852			
<i>Oplophorus sp.</i>	944–5050 m	Pacific: off New Zealand	Lörz <i>et al.</i> 2012
<i>Styellaspis braueri</i> (Balss, 1914)	200–4000 m	N Atlantic and Pacific	Chace 1940, 1986; Crosnier & Forest 1973; Martin & Haney 2005
<i>S. cristata</i> (Faxon, 1893)	200–3200 m	Indian, Pacific and Atlantic Oceans	Holthuis 1951; Crosnier & Forest 1968; Foxtton 1970
<i>S. debilis</i> (A. Milne Edwards, 1881)	150–5025 m	Indian Ocean	Crosnier 1987; De Man 1920; Chace 1940, 1986; Crosnier & Forest 1973; Baba <i>et al.</i> 1986; Kensley <i>et al.</i> 1987
<i>S. pellucida</i> (Filhol, 1884)	291–3292 m	Pacific and Atlantic	Crosnier & Forest 1973; Chace 1986; Chan & Yu 1986; Crosnier 1987; Cardoso & Young 2005; Komai <i>et al.</i> 2018
Pandalidae Haworth, 1825			
<i>Stylopandalus richardi</i> (Coutière, 1905)	0–3600 m	Indian, Pacific and Atlantic Oceans	Chace 1940, 1986; Hayashi & Miyake 1969; Crosnier & Forest 1973; Kensley <i>et al.</i> 1987
Pasiphaeidae Dana, 1852			
<i>Parapasiphae compta</i> Smith, 1884	4990 m	Atlantic	Crosnier 1988
<i>Pasiphaea scotiae</i> (Stebbing, 1914)	3660 m	South Ocean	Wasmer 1986; Iwasaki & Nemoto 1987; Tiefenbacher 1991, 1994; Gorny 1999; Basher & Costello 2014
Sergestidae Dana, 1852			
<i>Eusergestes arcticus</i> (Krøyer, 1855)	3935 m	South Ocean	Doflein & Balss 1912; Iwasaki & Nemoto 1987; Tiefenbacher 1994; Gorny 1999

Table 1 (continued). Caridean shrimp species hitherto recorded from depths below 3000 m.

<i>Petalidium foliaceum</i> (Spence Bate, 1888)	3935 m	South Ocean	Spence Bate 1888; Hale 1941; Iwasaki & Nemoto 1987; Tiefenbacher 1991, 1994; Gorny 1999
<i>Sergestes arachnipedus</i> (Cocco, 1832)	3300–4000 m	Atlantic: Mediterranean Sea	Company <i>et al.</i> 2004
<i>Sergia robusta</i> (Smith, 1882)	3300–4000 m	Atlantic: W Ionian Sea	Company <i>et al.</i> 2004
Stylodactylidae Spence Bate, 1888			
<i>Bathylodactylus</i> sp.	3922 m	Pacific: Clarion- Clipperton Zone	Amon <i>et al.</i> 2017
<i>Bathystylodactylus bathyalis</i> (Cleva, 1994)	3502–3515 m	W Pacific: Coral Sea	Cleva 1994
<i>B. cf. bathyalis</i> (Cleva, 1994)	4826 m	Pacific: Marianas Trench Marine Natl Monument	Wicksten <i>et al.</i> 2017
<i>B. inflatus</i> Hanamura & Takeda, 1996	3436–3452 m	W Pacific: Taiwan	Hanamura & Takeda 1996
Thoridae Kingsley, 1879			
<i>Lebbeus sokhobio</i> sp. nov.	3301–3366 m	NW Pacific: Sea of Okhotsk	Marin 2018; present study

1.5 nautical miles (depending on the depth) at a vessel speed of 1 knot, and trawling lasted for 10–20 minutes at a speed of 1.0 knot. As soon as the AGT arrived on deck, all animals were removed from the catch during sieving of the sediment. Large organisms removed from the AGT were stored in cooled seawater until further treatment, then preserved in a 96% solution of ethanol and stored at 0°C. Some specimens were photographed in parallel with the preservation process.

Drawings of preserved specimens were made with the help of a camera lucida attached to an Olympus binocular microscope. Postorbital carapace length (pcl., in mm), i.e., the length from the orbits to the posterodorsal margin of the carapace, and total body length (tl., in mm), i.e., the dorsal length from the tip of the rostrum to the distal margin of the telson, are used as standard measurements. The material is deposited in the Zoological Museum of Moscow State University, Moscow (ZMMU, holotype), the Zoological Museum of the National Scientific Center of Marine Biology FEB RAS, Vladivostok (MIMB) and Naturmuseum Senckenberg, Frankfurt am Main, Germany (SMF).

To study molecular genetic barcodes, fragments of the mitochondrial gene coding cytochrome c oxidase subunit I (COI mtDNA), mitochondrial 16S ribosomal RNA (16S rRNA) and nuclear 28S ribosomal RNA (28S rRNA) gene markers were amplified and sequenced. Total genomic DNA was extracted from muscle tissue using the innuPREP DNA Micro Kit (AnalytikJena, Germany) following the manufacturer's protocol. The COI mtDNA gene marker was amplified with the help of the universal primers LCO1490 (5'-ggtaacaacaatcataaagatattgg-3'), HC02198 (5'-taaacttcagggtgacaaaaaatca-3') (Folmer *et al.* 1994), for 16S rRNA (16SAR-cgcctgtttatcaaaaacat, 16SBR-ccggtctgaactcagatcacgt) after Palumbi *et al.* (2002), for 28S rRNA (28SA-gaccctgttgaacacgga, 28SB-tcggaaggaaccagctacta) primers after Whiting *et al.* (1997). PCR was performed with the T100 amplificador (Bio-Rad, USA) under the following conditions: initial denaturation at 96°C for 1.5 minutes followed by 42 cycles of 95°C for 2 minutes, 49°C for 35 seconds, and 72°C for 1.5 minutes, followed by chain extension at 72°C for 7 minutes. A volume of 10µl of the reaction mixture contained 1µl of total DNA, 2µl of 5×PCR mix (Dialat, Russia) and 1µl of each primer. The amplification products were separated by using gel electrophoresis of nucleic acids on a 1.5% agarose gel in 1×TBE, and then stained and visualized with 0.003% EtBr using imaging UV software. DNA nucleotide sequences were determined using Genetic

Analyzer ABI 3500 (Applied Biosystems Inc.) and BigDye ver. 3.1 (Applied Biosystems Inc.) with direct and reverse primers.

The aligned sequences of the COI mtDNA gene markers, 635 base pairs in length, were analyzed for pairwise sequence divergence (*p*-distances) and used to construct the phylogenetic relationships, whereas data on 16S and 28S are only presented in the ‘GenBank accession numbers’ section, as there are no sequences to compare them to in GenBank (NCBI) or any other genetic database. The dataset of COI mtDNA gene marker alignments used in this study is presented in Appendix 1. The best evolutionary substitution model was determined using MEGA ver. 7.0. and jModeltest ver. 2.1.141 via the CIPRES Science Gateway ver. 3.3 (<http://www.phylo.org/>). Phylogenetic analysis was performed using MrBayes ver. 3.2.6 for the Bayesian analysis (BA) with an NKY+I+G evolutionary model and using RA×ML ver. 8.0.0 with a GTR+I+G evolutionary model for the Maximum-Likelihood analysis (ML). Bayesian analysis was carried out by sampling one tree every 1000 generations over 1 000 000 generations. Values of confidence (bootstrap support) >50% are presented for BA/ML analyses; the divergences of *p*-distances are calculated using the Kimura-2-parameter (K2P) model in MEGA. The phylogenetic tree obtained based on COI mtDNA is presented in Fig. 7; there are no data on other species of *Lebbeus* based on the other gene markers (16S rRNA and 28S rRNA) for any valuable analysis, so they are just presented in this paper for future research.

Existing records of caridean shrimps below depths of 3000 m are presented in Table 1. It is based on the available literature found on the Internet using keywords as well as on a special search for scientific information in libraries using reference journals and electronic catalogs to search in publications not found on the Internet. It is possible that some pelagic species (e.g., members of Oplophoridae, Pasiphaeidae and Sergestidae) can be caught by trawls when they were hauled up from abyssal depths. The table includes all published records of caridean shrimps when the sampling depth was indicated as being deeper than 3000 m, without any assessment. Moreover, pelagic shrimps are often eurybathic and recorded by video vehicles from abyssal depths (e.g., Lörz *et al.* 2012; Jamieson *et al.* 2009; Wicksten *et al.* 2017; pers. obs.). Some remarks, for example for *Galatheacaris abyssalis* Vereshchaka, 1997, are presented in the text (see Table 1).

Results

Class Malacostraca Latreille, 1802
Order Decapoda Latreille, 1802
Family Thoridae Kingsley, 1879
Genus *Lebbeus* White, 1847

***Lebbeus sokhobio* sp. nov.**

urn:lsid:zoobank.org:pub:7F2F71AA-4282-477C-9D6A-4C5FB417259D

Figs 1–6

Lebbeus sp. – Marin 2018: 331.

Type material

Holotype

SEA OF OKHOTSK • ♀; NE slope of Kuril Basin, st. 1-10; 46°08.9′ N, 145°59.4′ E–46°09.0′ N, 145°59.5′ E; depth 3303–3308 m; 10 Jul. 2015; ZMMU Ma5836.

Paratypes

SEA OF OKHOTSK • 1 ♂; same collection data as for holotype; ZMMU Ma6096 • 1 ♀; NE slope of Kuril Basin, st. 4-3; 47°14.0′ N, 149°34.8′ E; AGT; depth 3366 m; 16 Jul. 2015; ZMMU Ma6097 • 1 ♀, 1 ♂; NE slope of Kuril Basin, st. 4-9; 47°13.6′ N, 149°39.2′ E; EBS; depth 3365 m; 16 Jul. 2015;

SMF 51579 • 2 ♂♂, 1 juv.; NE slope of Kuril Basin, st. 4-10; 47°12.2' N, 149°36.7' E; EBS; depth 3366 m; 17 Jul. 2015; MIMB 39426 • 1 ♀; NE slope of Kuril Basin, st. 7-12; 46°54.6' N, 151°03.7' E; AGT; depth 3301 m; 22 Jul. 2015; MIMB 39427.

Etymology

This new species is named after the SokhoBio (Sea of Okhotsk Biodiversity Study) Expedition 2015, which allowed the collection of numerous deep-sea species such as this one.

Description

CARAPACE (Figs 2, 3A–B). Smooth, without setae; dorsal surface slightly convex in males and gibbous in females, with well-marked postrostral median ridge armed with 2 postrostral teeth located at about anterior 0.2 of carapace length (Fig. 5); antennal tooth situated slightly below suborbital angle (Figs 3A–B, 5); supraorbital tooth large, directed forward, with deep notch below base, situated anterior rostral base; suborbital lobe prominent, triangular; anterolateral margin between antennal and pterygostomial teeth strongly sinuous, with deep concavity below antennal tooth; pterygostomial tooth acute, smaller and more slender than antennal and supraorbital teeth, overreaching anterior margin of carapace (Fig. 3A–B).

ORBITS. Well developed, orbital margin with slight convexity posteriorly, base of eyestalk located between this convexity and suborbital lobe.

ROSTRUM. Relatively long, compressed, reaching distal margin of basal segment of antennular peduncle (Fig. 3A–B), about 0.3 times as long as carapace; rostral formula 1–2+2/1–3 (Fig. 5), with well-developed dorsal and ventral lamina; lateral rostral carina obsolescent, situated above level of proximal orbital margin (Fig. 2A).

PLEON (Figs. 2, 3C). Smooth and unarmed dorsally; pleomere II with distinct anterior transverse groove on tergum; pleurae of pleomeres I–IV rounded, pleurae of pleomere IV pointed posteroventrally in some specimens (Fig. 3C); pleurae of pleomere V (Fig. 3C) with small posteroventral tooth; pleomere VI (Fig. 3G) with small posteroventral teeth and posterolateral process terminating acutely. Telson (Fig. 3G) slender, about 4 times as long as proximal width, narrowing posteriorly, with 3–5 (usually 4) pairs of small submarginal dorsal spines at 0.4, 0.75, 0.8 and 0.9 of telson length; posterior margin armed with 3 or 4 pairs (usually 4, but 3 pairs in possibly damaged specimens) of unequal spines or spiniform setae (Fig. 3H).

EYES (Fig. 3A–B). Normal, well developed, subpyriform, with subcylindrical eyestalk and large dilated cornea; eyestalk about as long as wide; cornea subglobose, without papilla; ocellus absent.

ANTENNULA. Antennular peduncle (Fig. 3A, D–E) well developed; basal segment about twice as long as wide, with dorsodistal margin armed with 3 slender spines; stylocerite well developed, acute, nearly reaching distal margin of basal segment, mesial margin sinuous; intermediate segment (article 2) stout, about 1.5–2.0 times as long as wide, with slightly convex mesial margin bearing long plumose setae and slender distolateral tooth; distal segment (article 3) short, about as long as wide, about half the length of intermediate segment, with acute dorsolateral subdistal tooth, with long plumose setae along mesial margin; upper antennular flagellum with aesthetasc-bearing portion consisting of 10–12 articles. No sexual dimorphism detected.

ANTENNA (Fig. 3F). Normal, well developed; basicerite armed with small tooth ventrolaterally; carpocerite overreaching midlength of scaphocerite; flagellum well developed; scaphocerite wide, greatly overreaching antennular peduncle, about 3 times as long as maximal width, with well-developed distolateral tooth reaching distal margin of blade.

MOUTHPARTS. Typical for genus, without distinctive features. Mandible with 2-segmented palp; incisor process well-marked, terminating in sharp tip, bearing 4 distinct teeth and several additional denticles; molar process terminating distally. Maxilla I consisting of well-developed and partly fused endites, armed with spiniform setae and unsegmented bilobed palp. Maxilla II with simple, slender blunt palp; upper endite bilobed, fringed with setae; lower endite reduced; scaphognathite well developed, with rounded posterior lobe. Maxilliped I with partly fused endites, bearing short stout setae along distal margin as well as some elongated setose setae along distodorsal angle; exopod well developed, with

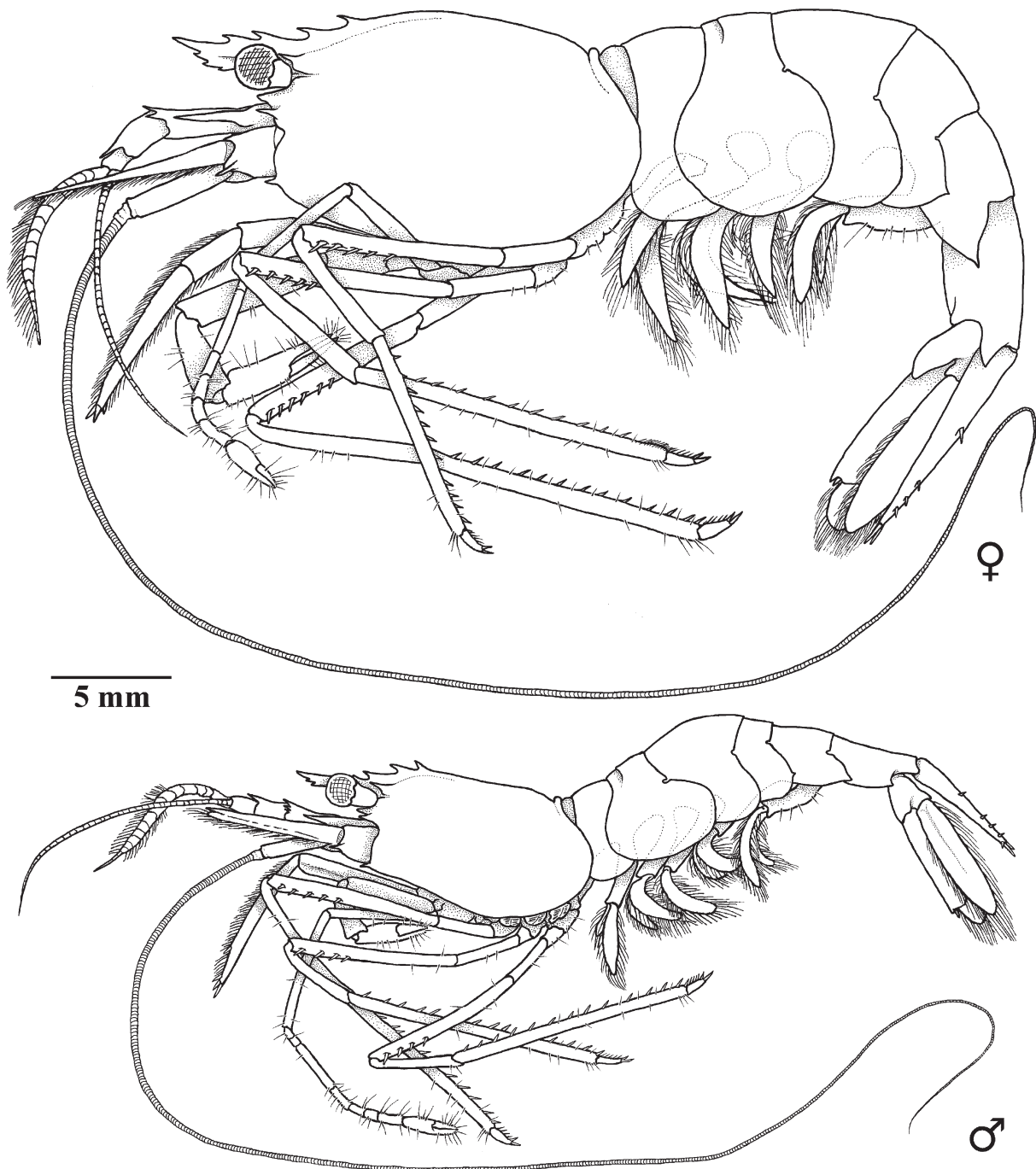


Fig. 2. *Lebbeus sokhobio* sp. nov., general view, ♀ from st. 4-3 (paratype, ZMMU Ma6097) and ♂ from st. 4-9 (paratype, SMF 51579).

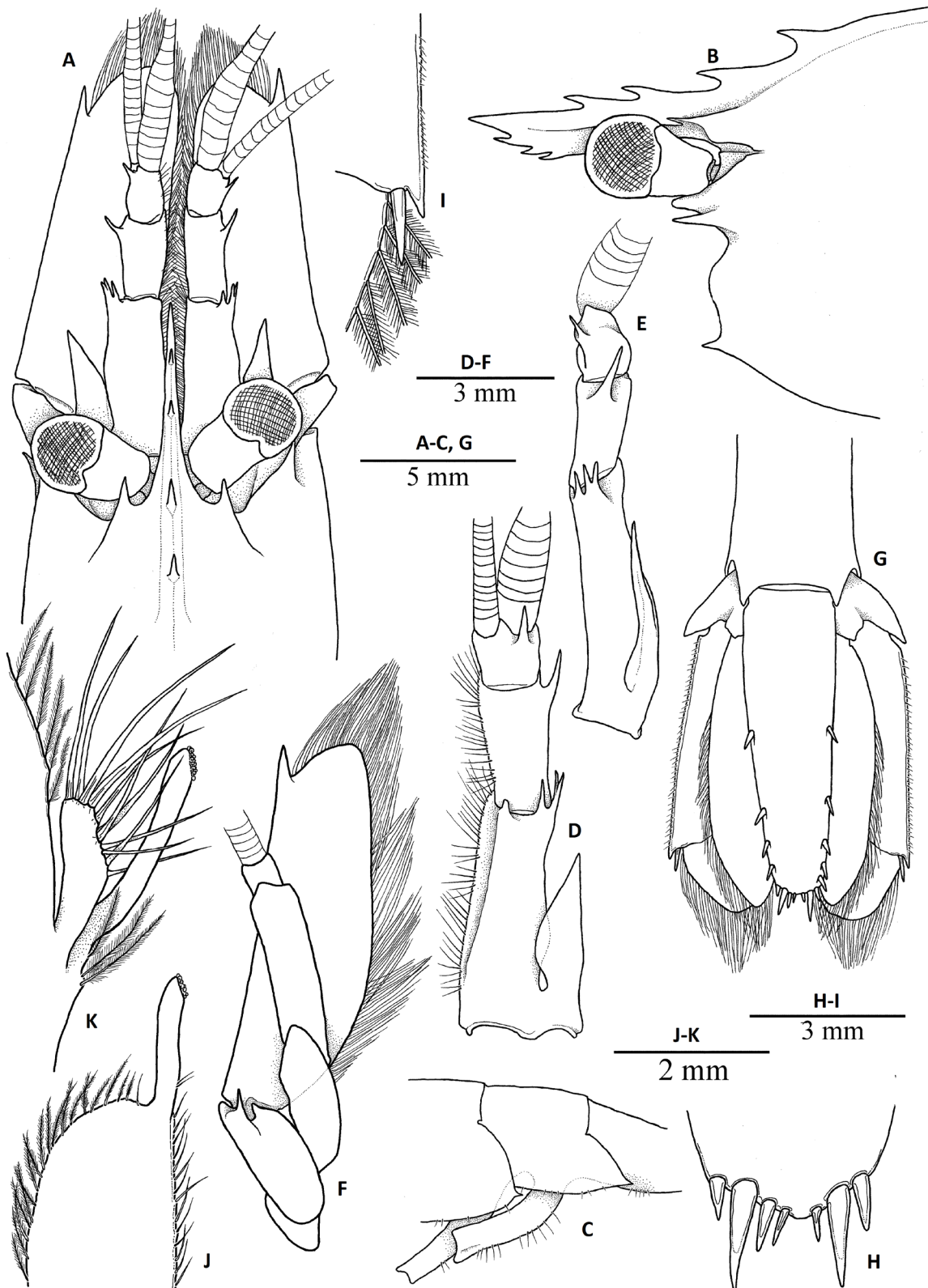


Fig. 3. *Lebbeus sokhobio* sp. nov., ♀ from st. 4-3 (paratype, ZMMU Ma6097) (A-I) and ♂ from st. 4-10 (paratype, MIMB 39426) (J-K). A-B. Anterior part of carapace. C. Abdominal pleonites IV-V, lateral view. D-E. Antennula. F. Antenna. G. Telson and uropods. H. Distal margin of telson. I. Distolateral margin of exopod. J. Endopod of pleopod I. K. Endopod of pleopod II.

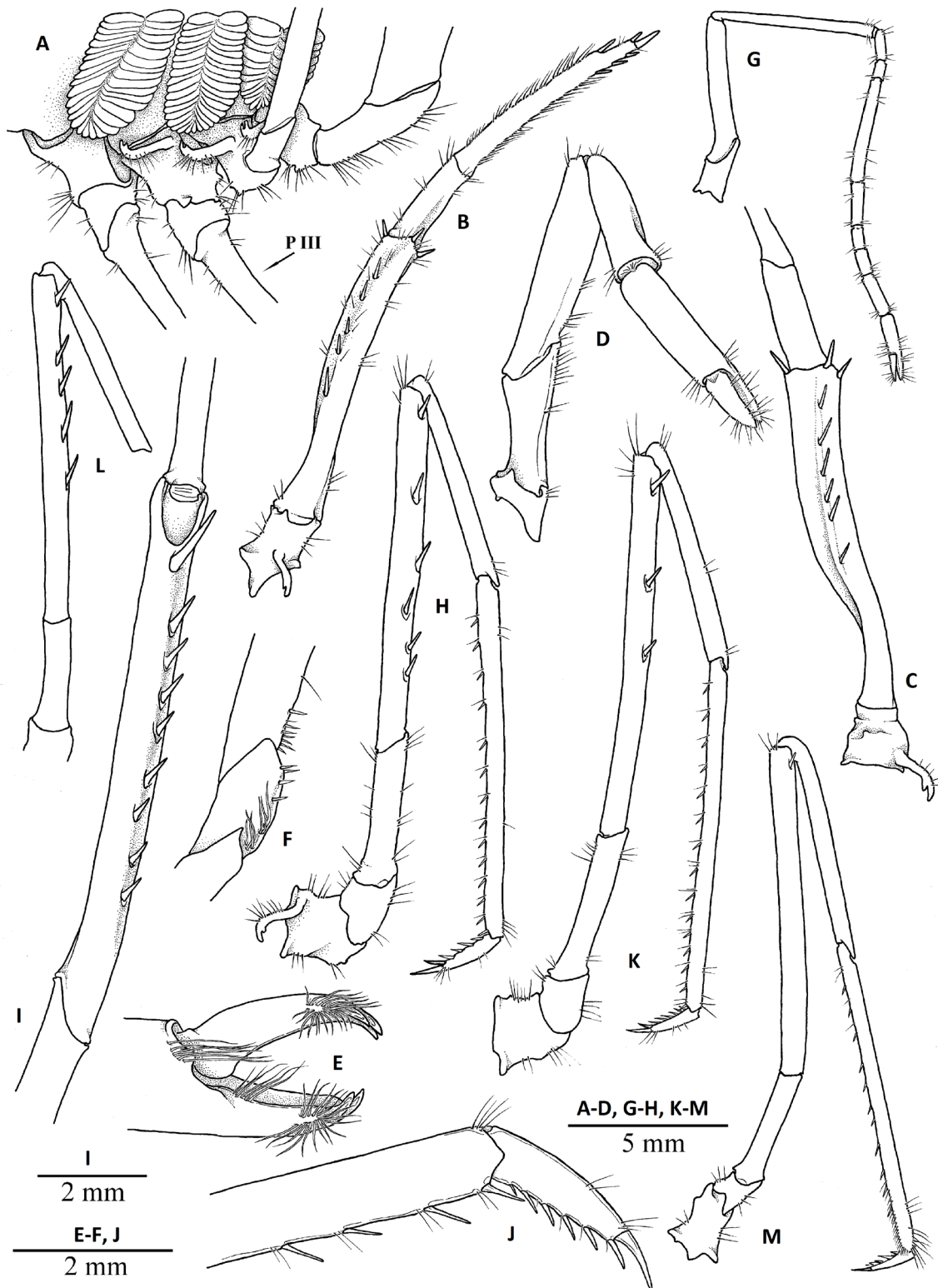


Fig. 4. *Lebbeus sokhobio* sp. nov., ♀ from st. 4-3 (paratype, ZMMU Ma6097) (A–H, J–K, M) and ♂ from st. 4-9 (paratype, SMF 51579) (I, L). **A.** Basal segments of pereiopods I–III. **B.** Maxilliped III. **C.** Antepenultimate segment of maxilliped III. **D.** Pereiopod I. **E.** Chela of pereopod I. **F.** Proximal segments of pereopod I. **G.** Pereiopod II. **H.** Pereiopod III. **I.** Merus of pereopod III. **J.** Dactylus of pereopod III. **K.** Pereiopod IV. **L.** Merus of pereopod IV. **M.** Pereiopod V.

well-marked caridean lobe with many setae; palp 2-segmented; epipod ear-shaped, bilobed distally. Maxilliped II with well-developed exopod, fringed with setae distally; ischium stout, with long setae along lateral margin; propodus short, length equal to that of dactylus, with convex dorsal margin furnished with long simple setae, ventral margin unarmed; dactylus convex, armed with numerous stout, long, simple setae along distal margin; exopod flagellate; epipod well-marked, distally bilobed, with podobranch. Maxilliped III (Fig. 4B–C) moderately long and stout, slightly overreaching scaphocerite and antennular peduncle; epipod well developed; exopod absent; antepenultimate article about 6 times as long as wide, slightly tapering distally, with longitudinal row of long spiniform setae along lateral surface and 3 long spiniform setae on distal margin; penultimate article about twice as long as wide, smooth; terminal segment about 7 times as long as wide, with distal margin oblique, armed with row of spines along distomesial margin.

PEREIOPOD I (Fig. 4D). Moderately robust; coxa with epipod and setobranch; basis stout, unarmed; ischium stout, about twice as long as wide, with long, simple setae along ventral margin; merus slender, about 4 times as long as wide, with row of spiniform setae proximally (Fig. 4F); carpus robust, about half the length of merus and slightly shorter than propodus, about twice as long as wide, slightly flaring distally; distal margin slightly overlapping carpo-propodal articulation; mesial surface with grooming apparatus consisting of shallow concavity and complex of short, stiff setae; propodus (palm) about 3 times as long as wide, subcylindrical, smooth; fingers (Fig. 4E) stout, about half the length of palm, subspatulate, about as long as wide; cutting edges straight, with strong distal teeth.

PEREIOPOD II (Fig. 4G). Relatively slender, unarmed; coxa with setobranch and epipod; basis small, about as long as wide; ischium about 4 times as long as wide, smooth; merus about 7 times as long as wide; carpus subdivided into 7 sub-articles with ratio of about 1:1:4:2:1:1:2; propodus (palm) subcylindrical, slightly shorter than distal carpal segment, about twice as long as wide and twice as long as fingers, with straight smooth margins; fingers slender, about 1.5 times as long as wide, with straight cutting edges.

PEREIOPODS III–V. Similar, relatively slender. Pereiopod III (Fig. 4H) coxa with setobranch and terminally hooked epipod; basis with small lobe distoventrally, about as long as wide; ischium about 3.5–4.0 times as long as wide; merus about 9 times as long as wide, armed with 5–8 movable spines on lateral surface adjacent to ventral margin on distal $\frac{4}{5}$; carpus about 6 times as long as maximal width, slightly widened distally; propodus about 10–11 times as long as wide, with straight margins, ventral margin armed with tooth-like setae; dactylus (Fig. 4J) slender, terminating in elongate curved unguis, with 6–7 small accessory spinules, increasing in length distally. Pereiopods IV (Fig. 4K) and V (Fig. 4M) without epipod; merus of pereiopod V (Fig. 4L) with a single spine subterminally; propodus of pereiopod V with brush-like cluster of setae (Fig. 4M) (grooming apparatus) on flexor margin distally.

PLEOPODS. Endopod of pleopod I with terminally located appendix interna and row of curved spinule-like setae along mesial margin in males (Fig. 3K). Pleopod II in males with appendix masculina shorter than appendix interna (Fig. 3J), truncate terminally, bearing 10–12 long simple setae on distal and mesial surfaces. Uropods moderately slender, exceeding telson (Fig. 3G); distolateral margin of exopod with fixed posterolateral tooth and slender mobile spine (spiniform seta).

COLORATION. Body and appendages entirely vermilion, antennular and antennal flagella white; corneas of eyes with golden reflection (Fig. 6).

SIZE. Largest female (holotype) has pcl. 19.0 mm and tl. 62 mm. Largest male has pcl. 17.0 mm and tl. 56 mm.

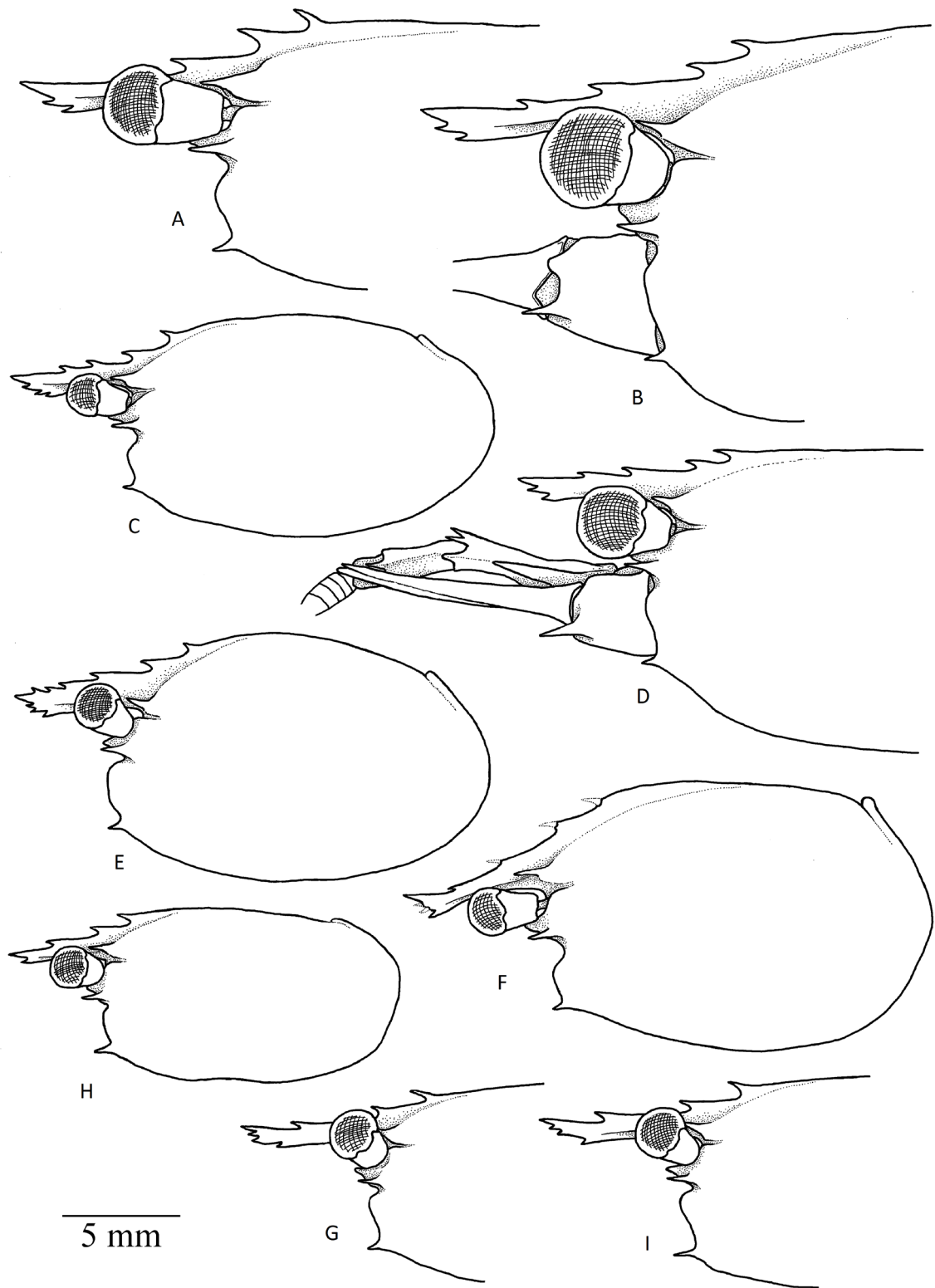


Fig. 5. *Lebbeus sokhobio* sp. nov., carapaces. **A.** ♂ from st. 4-9 (paratype, SMF 51579). **B.** ♀ from st. 1-10 (holotype, ZMMU Ma5836). **C.** ♀ from st. 7-12 (paratype, MIMB 39427). **D.** ♀ from st. 4-9 (paratype, SMF 51579). **E.** ♂ from st. 1-10 (paratype, ZMMU Ma6096). **F.** ♀ from st. 4-3 (paratype, ZMMU Ma6097). **G.** ♂ from st. 4-10 (paratype, MIMB 39426). **H.** Juvenile from st. 4-10 (paratype, MIMB 39426). **I.** ♂ from st. 4-10 (paratype, MIMB 39426).

Remarks

The new species described here belongs to the species group of the genus *Lebbeus* characterized by the presence of strap-like epipods on maxilliped III and pereopod III. This species group includes *L. africanus* Fransen, 1997, *L. antarcticus* (Hale, 1941), *L. bidentatus* Zarenkov, 1976, *L. brevirostris* Chang *et al.*, 2010 (described based on a possibly juvenile specimen), *L. carinatus* Zarenkov, 1976, *L. cristatus* Ahyong, 2010, *L. formosus* Chang *et al.*, 2010, *L. indicus* Holthuis, 1947 (questionable), *L. java* Komai *et al.*, 2019, *L. kuboii* Hayashi, 1992, *L. lamina* Komai, 2013, *L. laurentae* Wicksten, 2010, *L. microceros* (Krøyer, 1841), *L. pacmanus* Komai *et al.*, 2012, *L. polyacanthus* Komai *et al.*, 2004, *L. profundus* (Rathbun, 1906), *L. saldanhae* (Barnard, 1947), *L. shinkaiae* Komai *et al.*, 2012, *L. similor* Komai & Komatsu, 2009, *L. thermophilus* Komai *et al.*, 2012, *L. tosaensis* Hanamura & Abe, 2003, *L. unguiculatus* Chang *et al.*, 2010, *L. vicinus* (Rathbun, 1902), *L. virentova* Nye *et al.*, 2013, *L. washingtonianus* (Rathbun, 1902) and *L. wera* Ahyong, 2009. The wide geographical distribution and isolation of some deep regions (e.g., Antarctica vs the Sea of Okhotsk, etc.) suggests the hypothesis that numerous endemic deep water species are present within this group (e.g., Hayashi 1992; Komai *et al.* 2004, 2012, 2019; Komai 2013, 2015; Anosov *et al.* 2018). *Lebbeus sokhobio* sp. nov. is the only species of this group found in the northern part of the NW Pacific, the Sea of Okhotsk. The geographically closest species is *L. lamina* described from deep waters off the Izu Islands, Japan.

At the same time, the phylogenetic significance of grouping based on marked morphological features is rather doubtful (Komai *et al.* 2019) and has not yet been proven due to the lack of sufficient genetic data (see below). However, based on the presence of epipods on the basis of pereopods I–III, the shape and armament of telson, with 4 pairs of dorsal spines, and the relatively slender dactyli of the ambulatory pereopods, armed with numerous small accessory spinules, the new species may be close to



Fig. 6. *Lebbeus sokhobio* sp. nov., ♂ from st. 4-9 (paratype, SMF 51579), live coloration.

L. africanus from Mauritania, at a depth of 1500 m (Fransen 1997), *L. antarcticus* from the South Ocean, at depths of 450–1775 m (Nye *et al.* 2013b), *L. bidentatus* known from off Chile, at a depth of 1680 m (Zarenkov 1976; Fransen 1997), *L. carinatus* collected off Peru, at depths of 1680–1860 m (Zarenkov 1976; Fransen 1997), *L. cristatus* from New Zealand, at depths of 1231–1226 m (Ahyong 2010), *L. formosus* from Taiwan, at depths of 635–1982 m (Chang *et al.* 2010), *L. java* from south of Java, at depths of 637–689 m (Komai *et al.* 2019), *L. saldanhae* collected along the coasts of South Africa (Saldanha Bay), at a depth of about 265 m (145 fms) (Fransen 1997), *L. similior* from Japan, at a depth of 1196 m (Komai & Komatsu 2009), *L. unguiculatus* from Taiwan and Japan, at depths of 742–1262 m (Chang *et al.* 2010; Komai 2011), *L. vicinus* known from along the Pacific coasts of North America from Alaska to Mexico, at depths of 954–2824 m (Rathbun 1902, 1904; Wicksten & Mendez 1982) and *L. virentova* from the Mid-Cayman Spreading Center, Caribbean Sea, at a depth of 2294–2375 m (Nye *et al.* 2013a). The morphological features shared among these species include: short styliiform rostrum, not reaching distal margin of second antennular segment, armed with 4 or more dorsal teeth, including postrostral teeth and with more than 1 ventral tooth; distinct U- or V-shaped notch inferior to base of supraorbital tooth; sinuous anterolateral margin of carapace between antennal and pterygostomial teeth with deep excavation below antennal tooth; pleomere II with distinct anterior transverse groove on tergum; basal antennular segment with 2 or 3 dorsodistal teeth; dactyli of ambulatory pereopods armed with accessory spiniform spinules over entire length of flexor margin (after Nye *et al.* 2012, with some modifications).

Some morphological features allow the separation of *L. sokhobio* sp. nov. from some of the other species in this group mentioned above. The new species is distinguishable from *L. java* by the different rostral formula and the presence of 4 (2+2) dorsal rostral teeth (vs 3 (2+1) in *L. java*); the presence of 4 or 5 pairs of dorsal spines on the telson (vs 3 in *L. java*); inner distal spines on the telson much shorter than those in *L. java* (Komai *et al.* 2019: fig. 2e); shorter stylocerite of the basal antennular segment not reaching the distal margin of the segment (vs reaching the distal margin in *L. java*; Komai *et al.* 2019: fig. 2b); distal part of penultimate article of maxilliped III (Fig. 4A) with fewer but more slender spines than in *L. java* (Komai *et al.* 2019: figs 2g, 3a); merus of pereopod III armed with 6–9 movable teeth at the distal angle (vs a maximum of 5 in *L. java*); and the different number of lateral spines on the meri of pereopods III–V (see Fig. 4F–G, I–K vs Komai *et al.* 2019: figs 3e–f).

Lebbeus virentova can be separated from the new species by its shorter rostrum, with 3 postrostral teeth (Nye *et al.* 2013a: fig. 2a–b) (vs rostrum significantly overreaching cornea, with only 2 postrostral teeth in *L. sokhobio* sp. nov.; Figs 3B, 5), the presence of 3 well marked dorsal rostral teeth (Nye *et al.* 2012: fig. 2b) (vs only 2 teeth in the new species; Figs 3B, 5), and its white coloration (Nye *et al.* 2013a: fig. 5) (vs vermilion coloration in the new species; Fig. 6). Moreover, *L. virentova* is known only from the Caribbean Sea.

Another very geographically distant species, *L. laurentae*, although rather poorly described, can be separated from *L. sokhobio* sp. nov. by the more slender distal part of the rostrum and its feebly marked dorsal and ventral armature (Wicksten 2010; Komai *et al.* 2012) in contrast to the rostrum of the new species, which has well-marked dorsal teeth and some extension in the distal part, with well-developed ventral teeth (Figs 3B, 5).

Lebbeus sokhobio sp. nov. can be separated from *L. antarcticus* by the more slender distal part of the rostrum (Nye *et al.* 2013b: fig. 8b) (vs rostrum with some extension in the distal part, with well-developed ventral teeth in the new species; Figs 3B, 5) and the presence of 3 postrostral teeth (see Nye *et al.* 2013b: fig. 8b) (vs 2 in the new species).

Lebbeus cristatus and *L. formosus* differ from the new species in having a more slender and short rostrum (Ahyong 2010: fig. 1a–c; Chang *et al.* 2010: fig. 4a–b), a different armature of the distal margin

of the basal antennular segment (Ahyong 2010: fig. 1d; Chang *et al.* 2010: fig. 4a–b) and of the posterior margin of the telson (Ahyong 2010: fig. 1g; Chang *et al.* 2010: fig. 4e), and a smaller number of lateral spines on the meri of pereopods III–V (Ahyong 2010: fig. 1d–g; Chang *et al.* 2010: fig. 5e, g–h).

Lebbeus lamina and *L. unguiculatus* can also be clearly separated from the new species. *Lebbeus lamina* can be separated by its shorter rostrum and 3 postrostral dorsal teeth (vs only 2 in the new species), 7 pairs of small dorsal sublateral spines (vs only 4 pairs of relatively long spines in the new species), a different armature of the posterior margin of the telson (5–6 pairs of distal spines in *L. lamina* vs 4 in the new species), a smaller number of meral spines (4 in *L. lamina* vs 5–9 in *L. sokhobio* sp. nov.) and stouter dactyli of pereopods III–V (after Komai 2013). *Lebbeus unguiculatus* differs in having a shorter rostrum and longer stylocerite, rounded pleura of pleonite IV (vs pointed in the new species), a different armature of the posterior margin of the telson (5 pairs of distal spines in *L. unguiculatus* vs 4 in the new species) and fewer lateral spines on the meri of pereopods III–V (after Chang *et al.* 2010).

Genbank accession numbers

COI: MN590012 (holotype), MN590013–MN590015, MN608153–MN608155.

Genetic differences

The intraspecific pairwise genetic distances (*p*-distances) within the studied population of *Lebbeus sokhobio* sp. nov. (*n*=7) is 0.004 ± 0.002 ($d \pm ES$), which is rather low. Also, the genetic differences between specimens from different stations and the intraspecific differences among specimens from one station are very similar. Genetic *p*-distances between known species of the genus vary from 0.014 to 0.16 substitutions per 100 nucleotide positions (see Table 2), showing that the interspecific genetic differences of closely related species from different, sometimes very distant, regions of the World Ocean (e.g., *L. antarcticus*, *L. virentova* and *L. sokhobio* sp. nov.; see Fig. 7) are only slightly different from the intraspecific differences within the Kuril Basin of the Sea of Okhotsk. Unfortunately, much genetic data from genetic markers other than COI mtDNA are not currently available. However, it is very interesting that the genetically closest (= phylogenetically related) species among representatives of the genus *Lebbeus* are distributed most distantly – *L. antarcticus* from the Southern Ocean and *L. virentova* from the Caribbean (see Fig. 7). The genetic *p*-distances (Table 2) between these species are lower than previously documented for caridean shrimps (Knowlton *et al.* 1993; Knowlton & Weigt 1998; Hebert *et al.* 2003; Sites & Marshall 2004; Zakšek *et al.* 2007; Lefébure *et al.* 2006a, 2006b; Marin 2017).

At the same time, available barcoding data show that all of the deepest dwelling species belong to the same phylogenetic clade (see Fig. 7; ‘Deep-sea *Lebbeus*’ clade) showing a low level of divergence among species, whereas their species are very widely distributed. Similar small interspecific distances of about 1–2% are also known from very distantly living species of other deep-sea caridean shrimps (e.g., *Mirocaris* Vereshchaka, 1997 (Alvinocarididae); Shank *et al.* 1999; Vereshchaka *et al.* 2015; data from GenBank), as well as other deep-sea invertebrate taxa such as bivalve mollusks (e.g., *Abyssogena* Krylova *et al.*, 2010 (Vesicomysidae); Liu & Zhang 2018) and octocorals (France & Hoover 2002). Low interspecific genetic differences in COI mtDNA were observed exclusively in deep-sea taxa, but, for example, not in all studied deep-sea caridean shrimps (e.g., Shank *et al.* 1999; Vereshchaka *et al.* 2015; Zhang *et al.* 2017). As suggested by France & Hoover (2002), possible explanations for such reduced rates of divergence include a lower rate of evolution for octocoral mitochondrial genomes (also supported by Shearer *et al.* 2002) and the presence of a gene, mtMSH, which may code for a mitochondrial DNA mismatch-repair system (Culligan *et al.* 2000). The purpose of this study is not to try to answer the question of why the interspecific distances of the deep-sea clade within the genus *Lebbeus* are so low, given the small amount of genetic data available, but it can be concluded that interactions (= gene flow) between populations from the Sea of Okhotsk, the Caribbean and Antarctica are more difficult to imagine than to assume the presence of some mechanism interfering with the standard rates of evolution in the COI mtDNA gene of deep-sea species. In addition, in closely related shallow-water taxa, such as the

Table 2. Pairwise interspecific genetic (COI mtDNA) distances (p -distance \pm SE) between species of the genus *Lebbeus* White, 1847 with all available data (GenBank (NCBI) + personal data). Bold indicates the lowest rates (<0.05 substitutions per 100 nucleotides (<5%)) of interspecific divergence.

	<i>L. sokhobio</i>	<i>L. antarcticus</i>	<i>L. virentova</i>	<i>L. formosus</i>	<i>L. carinatus</i>	<i>L. java</i>	<i>L. kiae</i>	<i>L. polaris</i>
<i>L. antarcticus</i>	0.014 \pm0.005							
<i>L. virentova</i>	0.015 \pm0.005	0.007 \pm0.003						
<i>L. formosus</i>	0.058 \pm 0.009	0.049 \pm 0.009	0.054 \pm 0.009					
<i>L. carinatus</i>	0.065 \pm 0.010	0.061 \pm 0.010	0.056 \pm 0.010	0.061 \pm 0.010				
<i>L. java</i>	0.087 \pm 0.011	0.080 \pm 0.011	0.080 \pm 0.011	0.088 \pm 0.011	0.080 \pm 0.011			
<i>L. kiae</i>	0.139 \pm 0.015	0.139 \pm 0.015	0.136 \pm 0.015	0.143 \pm 0.015	0.141 \pm 0.016	0.160 \pm 0.016		
<i>L. polaris</i>	0.145 \pm 0.013	0.144 \pm 0.013	0.142 \pm 0.013	0.146 \pm 0.013	0.148 \pm 0.013	0.159 \pm 0.013	0.115 \pm 0.011	
<i>L. groenlandicus</i>	0.160 \pm 0.016	0.164 \pm 0.016	0.160 \pm 0.016	0.166 \pm 0.016	0.154 \pm 0.015	0.172 \pm 0.016	0.141 \pm 0.015	0.149 \pm 0.013

MARIN I., Thoridae (Crustacea: Decapoda) can penetrate the Abyss

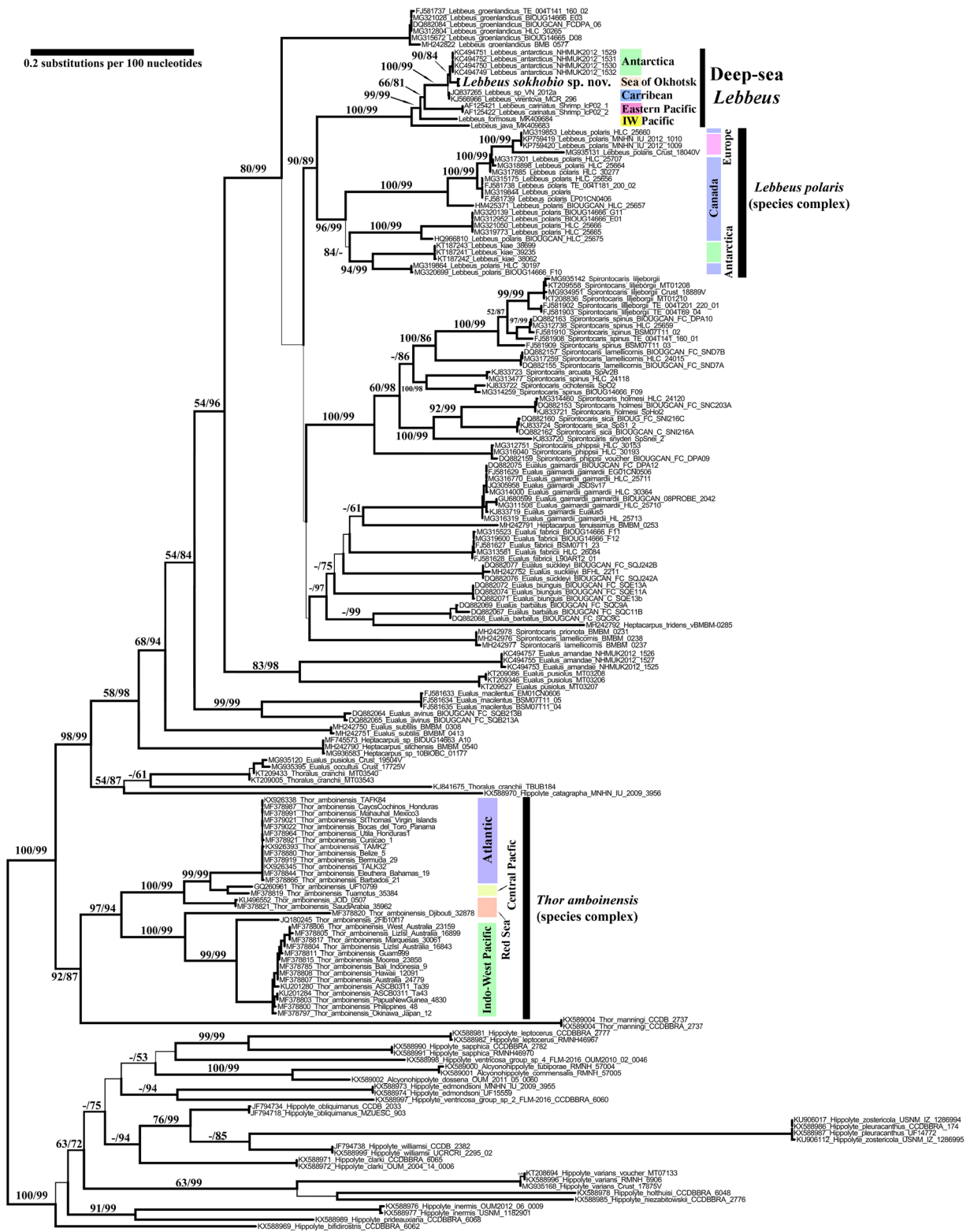


Fig. 7. Phylogenetic relationships within Thoridae (*Hippolyte* Leach, 1814 as outgroup) based on COI mtDNA gene markers. Bootstrap support (> 50%) is shown by the numbers along the branches (BA/ML analysis). Line thickness is also correlated with support values.

widely distributed and abundant *Thor amboinensis* (De Man, 1888) (Thoridae), geographic variability is well reflected in genetic changes (Fig.7; Titus *et al.* 2018 for *T. amboinensis*). The Canadian clade of *Lebbeus polaris* (Sabine, 1824) (see Fig. 7) shows a higher degree of COI mtDNA variability than deep-sea *Lebbeus* species from different regions of the world. Perhaps the use of other gene markers will allow deep-sea species to be divided more clearly, using molecular genetic methods, but at the moment there is an insufficient amount of genetic information for comparison in international depositories (e.g., GenBank (NCBI) database).

Distribution

Lebbeus sokhobio sp. nov. is so far known only from the Kuril Basin of the Sea of Okhotsk and is probably endemic for this region in accordance with current knowledge of the limited geographical ranges of species in the genus *Lebbeus* (e.g., Hayashi 1992; Komai *et al.* 2004, 2012; Komai 2015; Anosov *et al.* 2018). In the same bathymetric range along the neighboring Kuril-Kamchatka Trench and the adjacent abyssal plain of the northwestern Pacific, no specimens of this genus were collected, neither during earlier expeditions to the area or as the result of the more recent deep-sea trawling of the KuramBio I–II (Kuril-Kamchatka Biodiversity Studies) Expeditions (Brandt & Malyutina 2012; Brandt *et al.* 2016; Malyutina *et al.* 2018; pers. obs.).

Discussion

Species of caridean families, including Thoridae, hitherto recorded from abyssal depths (below 3000 m) are presented in Table 1. Among them, Acanthephyridae covers the widest bathymetric range, having been collected from the surface in polar seas to depths of at least 6890 m (e.g., Kensley *et al.* 1987; Hendrickx & Estrada Navarrete 1996; Wicksten 2002; Basher & Costello 2014; Linley *et al.* 2018), with some species living within all of this large bathymetric range, e.g., *Hymenodora glacialis* (Havens & Rork 1969; Butler 1980; Just 1980; Wasmer 1986; Domansky 1986; Iwasaki & Nemoto 1987; Hendrickx & Estrada Navarrete 1996; Wicksten 2002; Basher & Costello 2014). Representatives of *Lebbeus* are similarly found in a very wide bathymetric range, from the intertidal zone to the deepest areas (3301–3366 m), in the Sea of Okhotsk.

Acknowledgements

The material from the Sea of Okhotsk was collected during the SokhoBio 2015 Expedition on the R/V ‘*Akademik M.A. Lavrentyev*’ with the financial support of the Russian Science Foundation (project no. 1450-00034); primary sorting and processing of the expedition material was carried out with the financial support of PTJ (German Ministry for Science and Education) grant 03G0857A given to Prof. Dr Angelika Brandt. The processing and preparation of the material in this paper was supported by the Russian Foundation of Basic Research (RFBR) (grants 17-04-00413_A and 18-04-01093_A). Out biogeography and distribution study was supported by the Russian Ministry for Science and Education (project no. 14.616.21.0077). The author is very grateful to the crew of the R/V ‘*Akademik M.A. Lavrentyev*’ and the scientific team of the SokhoBio 2015 Expedition for sampling and sorting such an extensive expedition material. The author sends special thanks to the specialists of the National Scientific Center of Marine Biology FEB RAS (NSCMB FEB RAS) and especially to Dr Marina Malyutina, Anna Lavrentjeva, PhD and Anastasia Mayorova, PhD for sampling, processing, photographing and sending the presented material to the author.

References

Ahyong S.T. 2010. New species and new records of Caridea (Hippolytidae: Pasiphaeidae) from New Zealand. In: De Grave S. & Fransen C.H.J.M. (eds) *Contributions to Shrimp Taxonomy*. *Zootaxa* 2372 (1): 341–357. <https://doi.org/10.11646/zootaxa.2372.1.26>

- Alcock A.W. 1901. *A Descriptive Catalogue of the Indian Deep-sea Macrura and Anomura in the Indian Museum being a Revised Account of the Deep-sea Species Collected by the Royal Indian Marine Survey Ship "Investigator", Calcutta*. Trustees of the Indian Museum, Kolkata.
- Allen J.A. & Butler T.H. 1994. The Caridea (Decapoda) collected by the Mid-Pacific Mountains Expedition, 1968. *Pacific Science* 48 (4): 410–445.
- Amon D.J., Ziegler A., Drazen J.C., Grischenko A., Leitner A., Lindsay D., Voight J.R., Wicksten M., Young C.M. & Smith C.R. 2017. Megafauna of the UKSRL exploration contract area and eastern Clarion-Clipperton Zone in the Pacific Ocean: Annelida, Arthropoda, Bryozoa, Chordata, Ctenophora, Mollusca. *Biodiversity Data Journal* 5: e14598. <https://doi.org/10.3897/BDJ.5.e14598>
- Anosov S.E., Ivanov B.G. & Spiridonov V.A. 2018. Long time hidden: second record in the type locality and redescription of rare caridean shrimp *Lebbeus uschakovi* (Kobjakova, 1936) (Crustacea: Decapoda: Thoridae). *Arthropoda Selecta* 27 (1): 37–48.
- Arntz W.E. 2003. *Expedition Antarktis XIX/5 (Lamos) of RV "Polarstern" in 2002*. Alfred Wegener Institut, Bremerhaven, Germany.
- Arntz W.E., Gorny M., Soto R., Lardies M.A., Retamal M. & Wehrtmann I.S. 1999. Species composition and distribution of decapod crustaceans in the waters off Patagonia and Tierra del Fuego, South America. *Scientia Marina* 63: 303–314.
- Baba K., Hayashi K.-I. & Toriyama M. 1986. *Decapod Crustaceans from the Continental Shelf and Slope around Japan*. Japan Fisheries Resource Conservation Association, Tokyo.
- Basher Z. & Costello M.J. 2014. Chapter 5.22. Shrimps (Crustacea: Decapoda). In: De Broyer C., Koubbi P., Griffiths H.J., Raymond B., d'Udekem d'Acoz, C., Van de Putte A.P., Danis B., David B., Grant S., Gutt J., Held C., Hosie G., Huettmann F., Post A. & Ropert-Coudert Y. (eds) *Biogeographic Atlas of the Southern Ocean*. Scientific Committee on Antarctic Research, Cambridge.
- Beltenev V., Ivanov V., Rozhdestvenskaya I., Cherkashev G., Stepanov T., Shilov V., Davydov M., Laiba A., Kaylio V., Narkevsky E., Pertsev A., Dobretzova I., Gustaytis A., Popva Y., Amplieva Y., Evrard C., Moskalev L. & Gebruk A. 2009. New data about hydrothermal fields on the Mid-Atlantic Ridge between 118–148°N: 32nd Cruise of R/V *Professor Logatchev*. *InterRidge News* 18: 13–17.
- Birštein Y.A. & Vinogradov L.G. 1951. New and rare Decapoda from the Sea of Okhotsk and Kurilean waters. *Doklady Akademii Nauk SSSR* 79: 357–360. [In Russian]
- Birštein Y.A. & Vinogradov L.G. 1953. New data on the decapod fauna of the Bering Sea. *Zoologicheskyy Zhurnal* 32: 215–228. [In Russian]
- Blagodatski A., Cherepanov V., Koval A., Kharlamenko V.I., Khotimchenko Y.S. & Katanaev V.L. 2017. High-throughput targeted screening in triple-negative breast cancer cells identifies Wnt-inhibiting activities in Pacific brittle stars. *Scientific Reports* 7 (1): e11964. <https://doi.org/10.1038/s41598-017-12232-7>
- Boschi E.E., Iorio M.I. & Fischbach K. 1981. Distribución y abundancia de los crustaceos decápodos capturados en las campañas de los B/I "Walther Herwig" y "Shinkai Maru" en el Mar Argentino, 1978–1979. In: Angelescu V. (ed.) *Campañas de Investigación pesquera realizadas en el Mar Argentino por los B/I "Shinkai Maru" y "Walther Herwig" y el B/P "Marburg", Años 1978 y 1979*. Contribuciones INIDEP 383: 233–253. Instituto Nacional de Investigación y Desarrollo Pesquero, Mar del Plata, Argentina.
- Bowman T.E. & Manning R.B. 1972. Two Arctic bathyal crustaceans: the shrimp *Bythocaris cryonesus* new species, and the amphipod *Eurythenes gryllus*, with in situ photographs from Ice Island T-3. *Crustaceana* 23: 187–201. <https://doi.org/10.1163/156854072X00363>

- Brandt A. & Malyutina M. 2012. *The German-Russian Deep-sea Expedition KuramBio (Kurile Kamchatka Biodiversity Study): to the Kurile Kamchatka Trench and Abyssal Plain on Board of the R/V Sonne, 223rd Expedition*. Online Cruise Report. <http://doi.org/10.2314/GBV:741102293>
- Brandt A. & shipboard scientific party. 2016. *RV Sonne SO-250 Cruise Report/Fahrtbericht, Tomakomai–Yokohama (Japan) 16.08–26.09.2016. SO-250 KuramBio II (Kuril Kamchatka Biodiversity Studies)*. University of Hamburg, Center of Natural History (CeNak), Zoological Museum Hamburg and shipboard scientific party, Hamburg.
- Bražhnikov V. 1907. Material representing the fauna of the Eastern Russian Seas collected by the Schooner “*Storosh*” in 1899–1902. *Zapiski Imperatorskoi Akademii Nauk* 20 (8): 1–185. [In Russian]
- Burukovsky R.N. 2003. *Shrimps of the Family Nematocarcinidae*. Kaliningrad State Technical University, Kaliningrad. [In Russian]
- Burukovsky R.N. 2006. Systematics of shrimps of the genus *Nematocarcinus* (Decapoda, Nematocarcinidae). Description of the type specimen, *N. paucidentatus* and some unidentified species of the family Nematocarcinidae from the collection of the British Museum (samples from the “*Challenger*”). *Zoologicheskyy Zhurnal* 85: 896–900. [In Russian]
- Butler T.H. 1980. Shrimps of the Pacific Coast of Canada. *Canadian Bulletin of Fisheries and Aquatic Sciences* 202: 1–280.
- Cardoso I.A. 2013. On some rare Oplophoridae (Caridea, Decapoda) from the South Mid-Atlantic Ridge. *Latin American Journal of Aquatic Research* 41: 209–216. <https://doi.org/10.3856/vol41-issue2-fulltext-1>
- Cardoso I.A. & Young P.S. 2005. Deep sea Oplophoridae (Crustacea, Caridea) from the southwestern Brazil. *Zootaxa* 1031 (1): 1–74. <https://doi.org/10.11646/zootaxa.1031.1.1>
- Chace F.A. Jr. 1939. Reports on the scientific results of the first *Atlantis* expedition to the West Indies, under the joint auspices of the University of Havana and Harvard University. Preliminary descriptions of one new genus and seventeen new species of decapod and stomatopod Crustacea. *Memorias de la Sociedad Cubana de Historia Natural* 13: 31–54.
- Chace F.A. Jr. 1940. Plankton of the Bermuda Oceanographic Expeditions. IX. The bathypelagic caridean Crustacea. *Zoologica (N.S.)* 25: 117–209.
- Chace F.A. Jr. 1984. The caridean shrimps (Crustacea: Decapoda) of the Albatross Philippine Expedition, 1907–1910, Part 2: families Glyphocrangonidae and Crangonidae. *Smithsonian Contributions to Zoology* 397: 1–63.
- Chace F.A. Jr. 1986. The caridean shrimps (Crustacea: Decapoda) of the “*Albatross*” Philippine Expedition, 1907–1910, Part 4: Families Oplophoridae and Nematocarcinidae. *Smithsonian Contribution to Zoology* 432: 1–82.
- Chan T.-Y. & Komai T. 2017. A new shrimp species of the genus *Lebbeus* White, 1847 (Crustacea: Decapoda: Caridea: Thoridae) from a deep-sea cold seep site off southwestern Taiwan. *Zootaxa* 4238 (3): 426–432. <https://doi.org/10.11646/zootaxa.4238.3.9>
- Chan T.-Y. & Yu H.-P. 1986. The deep-sea shrimps of the family Oplophoridae (Crustacea: Decapoda) from Taiwan. *Asian Marine Biology* 3: 89–99.
- Chang S.-C., Komai T. & Chan T.-Y. 2010. First record of the hippolytid shrimp genus *Lebbeus* White, 1847 (Decapoda: Caridea) from Taiwan, with the description of three new species. *Journal of Crustacean Biology* 30 (4): 727–744. <https://doi.org/10.1651/10-3283.1>
- Chow S., Okazaki M., Takeda M. & Kubota T. 2000. A rare abyssal shrimp, *Galatheocaris abyssalis*, found in the stomach of a lancetfish. *Crustaceana* 73 (2): 243–246. <https://doi.org/10.1163/156854000504192>

- Cleva R. 1994. Some Australian Stylodactylidae (Crustacea: Decapoda), with description of two new species. *The Beagle* 11: 53–64. Available from <https://biodiversitylibrary.org/page/55849025> [accessed 28 Jan. 2020].
- Company J.B., Maiorano P., Tselepides A., Politou C.Y., Plaity W., Rotllant G. & Sarda F. 2004. Deep-sea decapod crustaceans in the western and central Mediterranean Sea: preliminary aspects of species distribution, biomass and population structure. *Scientia Marina* 68: 73–86.
- Crosnier A. 1987. Oplophoridae (Crustacea Decapoda) récoltés de 1971 à 1982 par les navires françaises dans l’océan Indien occidental sud. *Bulletin du Muséum national d’histoire naturelle, Série 4, Section A* 9: 695–726.
- Crosnier A. 1988. Sur la présence de *Parapasiphae compta* Smith, 1884, dans l’Atlantique oriental (Crustacea Decapoda Pasiphaeidae). *Bulletin du Muséum national d’histoire naturelle, Série 4, Section A* 10: 799–803.
- Crosnier A. & Forest J. 1968. Note préliminaire sur les carides recueillis par l’“Ombango” au large du plateau continental du Gabon à l’Angola (Crustacea Decapoda Natantia). *Bulletin du Muséum national d’histoire naturelle, Série 2* 39 (6): 1123–1147.
- Crosnier A. & Forest J. 1973. Les crevettes profondes de l’Atlantique oriental tropical. *Faune Tropicale, O.R.S.T.O.M.* 19: 1–409.
- Culligan K.M., Meyer-Gauen G., Lyons-Weiler J. & Hays J.B. 2000. Evolutionary origin, diversification and specialization of eukaryotic MutS homolog mismatch repair proteins. *Nucleic Acids Research* 28 (2): 463–471. <https://doi.org/10.1093/nar/28.2.463>
- De Grave S. & Fransen C.H.J.M. 2011. Carideorum catalogus: the recent species of the dendrobranchiate, stenopodidean, procarididean and caridean shrimps. *Zoologische Mededelingen* 85: 195–588.
- De Man J.G. 1920. The Decapoda of the Siboga Expedition, Part IV. Families Pasiphaeidae, Stylodactylidae, Hoplophoridae, Nematocarcinidae, Thalassocaridae, Pandalidae, Psalidopidae, Gnathophyllidae, Processidae, Glyphocrangonidae and Crangonidae. *Siboga-Expeditie Monographie* 39A: 1–318.
- Derjugin K.M. & Kobjakova Z.I. 1935. Zur Dekapodenfauna des japanischen Meeres. *Zoologischer Anzeiger* 112: 141–147.
- Doflein F. & Balss H. 1912. Die Dekapoden und Stomatopoden der Hamburger Magalhaenischen Sammelreise 1892/93. *Mitteilungen aus dem Naturhistorischen Museum in Hamburg* 29: 25–44. Available from <https://biodiversitylibrary.org/page/29529907> [accessed 20 Jan. 2020].
- Domanski P. 1986. The near-bottom shrimp faunas (Decapoda: Natantia) at two abyssal sites in the Northeast Atlantic Ocean. *Marine Biology* 93: 171–180.
- Fabri M.-C., Bargain A., Briand P., Gebruk A., Fouquet Y., Morineaux M. & Desbruyères D. 2011. The hydrothermal vent community of a new deep-sea field, Ashadze-1, 128°58’ N on the Mid-Atlantic Ridge. *Journal of the Marine Biological Association of the United Kingdom* 91 (1): 1–13. <https://doi.org/10.1017/S0025315410000731>
- Faxon W. 1893. Reports on the dredging operations off the west coast of Central America to the Galapagos, to the west coast of Mexico, and in the Gulf of California, in charge of Alexander Agassiz, carried on by the U.S. Fish Commission steamer “Albatross”, during 1891, Lieut. Commander Z.L. Tanner, U.S.N., commanding. VI. Preliminary descriptions of new species of Crustacea. *Bulletin of the Museum of Comparative Zoology at Harvard College* 24: 149–220. Available from <https://biodiversitylibrary.org/page/28859557> [accessed 3 Feb. 2020].

- Folmer O., Black M., Hoeh W., Lutz R. & Vrijenhoek R. 1994. DNA primers for amplification of mitochondrial cytochrome C oxidase subunit I from diverse metazoan invertebrates. *Molecular Marine Biology and Biotechnology* 3: 294–299.
- Foxton P. 1970. The vertical distribution of pelagic decapods (Crustacea: Natantia) collected on the SOND cruise, 1965. I. The Caridea. *Journal of the Marine Biological Association of the United Kingdom* 50 (4): 939–960. <https://doi.org/10.1017/S0025315400005907>
- Foxton P. 1971. A new species of the genus *Acanthephyra* (Crustacea: Natantia): first discovered and described in ms notes by Dr Stanley W. Kemp. *Journal of the Marine Biological Association of the United Kingdom* 51 (1): 33–41. <https://doi.org/10.1017/S0025315400006421>
- France S.C. & Hoover L.L. 2002. DNA sequences of the mitochondrial COI gene have low levels of divergence among deep-sea octocorals (Cnidaria: Anthozoa). *Hydrobiologia* 471 (1–3): 149–155. <https://doi.org/10.1023/A:1016517724749>
- Fransen C.H.J.M. 1997. *Lebbeus africanus* spec. nov., a new shrimp (Crustacea, Decapoda, Caridea, Hippolytidae) from Mauritanian waters, with redescrptions of four other species in the genus. *Zoologische Mededelingen* 71 (20): 231–260.
- Gerringer M.E., Linley T.D., Jamieson A.J., Goetze E. & Drazen J.C. 2017. *Pseudoliparis swirei* sp. nov.: a newly-discovered hadal snailfish (Scorpaeniformes: Liparidae) from the Mariana Trench. *Zootaxa* 4358 (1): 161–177. <https://doi.org/10.11646/zootaxa.4358.1.7>
- Gore R.H. 1985. Some rare species of abyssobenthic shrimp (families Crangonidae, Glyphocrangonidae and Nematocarinidae) from the Venezuela Basin, Caribbean Sea (Decapoda, Caridea). *Crustaceana* 48 (3): 269–285. <https://doi.org/10.1163/156854085X00981>
- Gorny M. 1992. *Untersuchungen zur Ökologie antarktischer Garnelen (Decapoda, Natantia)*. PhD Dissertation, University of Bremen, Germany.
- Gorny M. 1999. On the biogeography and ecology of the Southern Ocean decapod fauna. *Scientia Marina* 63: 367–382.
- Gutt J., Gorny M. & Arntz W. 1991. Spatial distribution of Antarctic shrimps (Crustacea, Decapoda) by underwater photography. *Antarctic Science* 3 (4): 363–369.
- Gutt J., Ekau W. & Gorny M. 1994. New results on the fish and shrimp fauna of the Weddell Sea and Lazarev Sea (Antarctica). *Proceedings of the NIPR Symposium on Polar Biology (15th Symposium on Polar Biology)* 7: 91–102.
- Hale H.M. 1941. Decapoda Crustacea. *British, Australian and New Zealand Antarctic Research Expedition 1929–1931, Reports – Series B (Zoology and Botany)* 4: 257–285.
- Hanamura Y. & Takeda M. 1996. Establishment of a new genus *Bathystylodactylus* (Crustacea: Decapoda: Stylodactylidae), with description of a new species from northwestern Pacific. *Zoological Science* 13 (6): 929–934. <https://doi.org/10.2108/zsj.13.929>
- Havens A.D. & Rork W.L. 1969. *Hymenodora glacialis* (Decapoda: Natantia) from the Arctic Basin. *Bulletin of the Southern California Academy of Sciences* 68: 19–29. Available from <https://biodiversitylibrary.org/page/49043145> [accessed 28 Jan. 2020].
- Hayashi K. 1992. Studies on the hippolytid shrimps from Japan – VIII. The genus *Lebbeus* White. *Journal of the Shimonoseki College of Fisheries* 40: 107–138.
- Hayashi K.I. & Miyake S. 1969. Bathypelagic caridean shrimps collected by “Koyo Maru” during the International Indian Ocean Expedition, Ohmu. *Occasional Papers of the Zoological Laboratory, Faculty of Agriculture, Kyushu University, Fukuoka* 2: 59–77.

- Hayashi K.-I. & Okuno J. 1997. Two associated hippolytids, *Lebbeus comanthi* sp. nov. and *Lebbeus balssi* Hayashi (Decapoda, Caridea, Hippolytidae) from Japan. *Journal of the Shimonoseki College of Fisheries* 46: 47–56.
- Hebert P.D.N., Cywinska A., Ball S.L. & De Waard J.R. 2003. Biological identifications through DNA barcodes. *Proceedings of the Royal Society of London B* 270: 313–322.
<https://doi.org/10.1098/rspb.2002.2218>
- Hendrickx M.E. & Estrada Navarrete F.D. 1996. *Los Camarones pelágicos del Pacífico mexicano (Dendrobranchiata y Caridea)*. Instituto de Ciencias de Mar y Limnología, Universidad Nacional Autónoma de México, Mazatlan, Mexico.
- Hendrickx M.E. & Papiol V. 2015. Insights on the biology and ecology of the deep-water shrimp *Parapontophilus occidentalis* (Faxon, 1893) (Crustacea, Caridea, Crangonidae) in the eastern Pacific with notes on its morphology. *Zootaxa* 4007 (3): 370–388. <https://doi.org/10.11646/zootaxa.4007.3.4>
- Hessler R.R., Ingram L.C., Yayanos A.A. & Burnett R.B. 1978. Scavenging amphipods from the floor of the Philippine Trench. *Deep Sea Research* 25 (11): 1029–1047.
[https://doi.org/10.1016/0146-6291\(78\)90585-4](https://doi.org/10.1016/0146-6291(78)90585-4)
- Hiller-Adams P. & Case J.F. 1985. Optical parameters of the eyes of some benthic decapods as a function of habitat depth (Crustacea, Decapoda). *Zoomorphology* 105 (2): 108–113.
<https://doi.org/10.1007/BF00312145>
- Holthuis L.B. 1951. The caridean Crustacea of tropical west Africa. *Atlantide Report* 2: 7–187.
- Holthuis L.B. 1971. Biological results of the University of Miami deep-sea expeditions. 75. The Atlantic shrimps of the deep-sea genus *Glyphocrangon* A. Milne Edwards, 1881. *Bulletin of Marine Science* 21: 267–373.
- Iwasaki N. & Nemoto T. 1987. Distribution and community structure of pelagic shrimps in the Southern Ocean between 150°E and 115°E. *Polar Biology* 8 (2): 121–128.
- Jamieson A.J., Fujii T., Solan M., Matsumoto A.K., Bagley P.M. & Priede I.G. 2009. First findings of decapod Crustacea in the hadal zone. *Deep Sea Research Part I: Oceanographic Research Papers* 56: 641–647. <https://doi.org/10.1016/j.dsr.2008.11.003>
- Jonsson L.G., Lundälv T. & Johannesson K. 2001. Symbiotic associations between anthozoans and crustaceans in a temperate coastal area. *Marine Ecology Progress Series* 209: 189–195.
<https://doi.org/10.3354/meps209189>
- Just J. 1980. Abyssal and deep bathyal Malacostraca (Crustacea) from the Polar Sea. *Videnskabelige Meddelelser fra Dansk naturhistorisk Forening* 142: 161–177.
- Kemp S.W. 1906. On the occurrence of the genus *Acantheephyra* in deep water off the west coast of Ireland. *Scientific Investigations: Fisheries Branch, Ireland* 1905 (1): 3–28.
- Kensley B., Tranterm H.A. & Griffin D.J.G. 1987. Deepwater decapod Crustacea from eastern Australia (Penaeidae and Caridea). *Records of the Australian Museum* 39: 263–331.
<https://doi.org/10.3853/j.0067-1975.39.1987.171>
- Kikuchi T. & Omori M. 1985. Vertical distribution and migration of oceanic shrimps at two locations off the Pacific coast of Japan. *Deep Sea Research A* 32 (7): 837–851.
[https://doi.org/10.1016/0198-0149\(85\)90119-0](https://doi.org/10.1016/0198-0149(85)90119-0)
- Kim J.N., Hayashi K., Natsukari Y. & Yoshida K. 2000. Abyssobenthic shrimps (Crustacea, Decapoda, Penaeidea and Caridea) from the Northwest Pacific collected by RV *Soyo-maru*. *Biogeography* 2: 3–20.

- Knowlton N. & Weigt L.A. 1998. New dates and new rates for divergence across the Isthmus of Panama. *Proceedings of the Royal Society of London B* 265: 2257–2263. <https://doi.org/10.1098/rspb.1998.0568>
- Knowlton N., Weigt L.A., Solorzano L.A., Mills D.K. & Bermingham E. 1993. Divergence in proteins, mitochondrial DNA and reproductive compatibility across the Isthmus of Panama. *Science* 260 (5114): 1629–1632. <https://doi.org/10.1126/science.8503007>
- Kobayashi H., Hatada Y., Tsubouchi T., Nagahama T. & Takami H. 2012. The hadal amphipod *Hirondellea gigas* possessing a unique cellulase for digesting wooden debris buried in the deepest seafloor. *PLoS One* 7 (8): e42727. <https://doi.org/10.1371/journal.pone.0042727>
- Kobjakova Z.I. 1936. Zoogeographical review of the Decapoda fauna from the Okhotsk and Japanese Seas. *Transactions of the Natural Society of Leningrad* 65: 185–228. [In Russian]
- Kobjakova Z.I. 1937. Desjatinoge raki (Decapoda) Okhotskogo i Japonskogo morei [Systematische Uebersicht der Dekapoden aus dem Ochotskischen und Japanischen Meere]. *Uchenye Zapiski Leningradskogo Universiteta* 15: 93–154. [In Russian with German summary]
- Kobjakova Z.I. 1955. New species of Crustacea, Decapoda from the southern part of Kurile Sakhalin region. *Transactions of the Institute of Zoology of the Academy of Sciences of USSR* 18: 235–242. [In Russian]
- Kobjakova Z.I. 1958. Decapoda from South Kurile Islands. *Issledovaniya Dalnevostochnyh Morei SSSR* 5: 220–248. [In Russian]
- Kobjakova Z.I. 1962. Some rare and new species of Decapoda, Malacostraca, from Kurile Islands. *Issledovaniya Dalnevostochnyh Morei SSSR* 8: 243–247. [In Russian]
- Kobjakova Z.I. 1967. Decapoda (Crustacea, Decapoda) from the Possjet Bay (the Sea of Japan). *Explorations of the Fauna of the Seas V (XIII). Biocoenoses of the Possjet Bay of the Sea of Japan (Hydrobiological Investigations by Means of Aqualungs)*: 230–247. Academy of Sciences of the USSR, Moscow. [In Russian]
- Komai T. 1991. Deep-sea decapod crustaceans from the Pacific coast of eastern Hokkaido, northern Japan (Crustacea, Decapoda, Penaeidea and Caridea). *Report of the North Japan Sub-Committee for Bottom Fish, Research Committee for Fishery Resources* 24: 55–96.
- Komai T. 1994. Deep-sea shrimps of the genus *Pandalopsis* (Decapoda: Caridea: Pandalidae) from the Pacific coast of eastern Hokkaido, Japan, with the descriptions of two new species. *Journal of Crustacean Biology* 14 (3): 538–559. <https://doi.org/10.1163/193724094X00119>
- Komai T. 1997. Revision of *Argis dentata* and related species (Decapoda: Caridea: Crangonidae), with description of a new species from the Okhotsk Sea. *Journal of Crustacean Biology* 17 (1): 135–161. <https://doi.org/10.1163/193724097X00160>
- Komai T. 2004. A review of the Indo-West Pacific species of the genus *Glyphocrangon* A. Milne-Edwards, 1881 (excluding the *G. caeca* Wood Mason, 1891 species group) (Crustacea: Decapoda: Caridea: Glyphocrangonidae). In: Marshall B. & Richer de Forges B. (eds) *Tropical Deep Sea Benthos, Vol. 23. Memoires du Museum national d'histoire naturelle* 191: 375–610.
- Komai T. 2008. A world-wide revision of species of the deep-water crangonid genus *Parapontophilus* Christoffersen, 1988 (Crustacea, Decapoda, Caridea), with descriptions of ten new species. *Zoosystema* 30: 261–332.
- Komai T. 2011. Deep-sea shrimps and lobsters (Crustacea: Decapoda: Dendrobranchiata and Pleocyemata) from the Sagami Sea and Izu Islands, Central Japan. *Memoirs of the National Science Museum, Tokyo* 47: 279–337.

- Komai T. 2013. A new species of the hippolytid shrimp genus *Lebbeus* (Crustacea: Decapoda: Caridea) from lower bathyal zone in the Izu Islands, Central Japan. *Journal of the Natural History Museum and Institute, Chiba* 12 (2): 81–89.
- Komai T. 2015. Reinstatement and redescription of *Lebbeus armatus* (Owen, 1839), long synonymized with *L. groenlandicus* (Fabricius, 1775), and description of one new species from the southwestern Sea of Okhotsk, Hokkaido, Japan (Crustacea: Decapoda: Caridea: Thoridae). *Zootaxa* 3905 (4): 451–473. <https://doi.org/10.11646/zootaxa.3905.4.1>
- Komai T. & Amaoka K. 1991. A new species of the genus *Sclerocrangon* from Urup Island, Kurile Islands and east of Hokkaido (Crustacea, Decapoda, Crangonidae). *Proceedings of the Japanese Society of Systematic Zoology* 44: 26–37.
- Komai T. & Chan T.-Y. 2009. New genus and species of Crangonidae (Decapoda: Caridea) with a large plate-like eye from the abyssal zone off Taiwan, Northwestern Pacific. *Journal of Crustacean Biology* 29 (2): 254–265. <https://doi.org/10.1651/08-3080R.1>
- Komai T. & Hibino M. 2019. Three new species of the pandalid shrimp genus *Pandalopsis* Spence Bate, 1888 (Crustacea: Decapoda: Caridea) from the southwestern Sea of Okhotsk, with supplemental note on *P. glabra* Kobjakova, 1936. *Zootaxa* 4545 (1): 1–31. <https://doi.org/10.11646/zootaxa.4545.1.1>
- Komai T. & Komatsu H. 2009. Deep-sea shrimps and lobsters (Crustacea: Decapoda: Penaeidea, Caridea, Polychelidea) from northern Japan, collected during the Project “Research on Deep-sea Fauna and Pollutants off Pacific Coast of Northern Honshu, Japan, 2005–2008”. *National Museum of Nature and Science Monographs* 39: 495–580.
- Komai T. & Komatsu H. 2016. Additional records of deep-water shrimps (Crustacea, Decapoda, Dendrobranchiata and Caridea) from off Northeastern Japan. *Bulletin of the National Museum of Nature and Science, Series A, Zoology* 42 (1): 23–48.
- Komai T. & Matsuzaki K. 2016. Two deep-sea decapod crustaceans collected off eastern Hokkaido, Japan: *Sclerocrangon rex* n. sp. (Caridea: Crangonidae) and *Munidopsis verrilli* Benedict, 1902 (Anomura: Munidopsidae). *Zootaxa* 4162 (1): 92–106. <https://doi.org/10.11646/zootaxa.4162.1.4>
- Komai T. & Segonzac M. 2003. Review of the hydrothermal vent shrimp genus *Mirocaris*, redescription of *M. fortunata* and reassessment of the taxonomic status of the family Alvinocarididae (Crustacea: Decapoda: Caridea). *Cahiers de Biologie Marine* 44: 199–215. <https://doi.org/10.21411/CBM.A.B886EA84>
- Komai T. & Segonzac M. 2005. A revision of the genus *Alvinocaris* Williams and Chace (Crustacea: Decapoda: Caridea: Alvinocarididae), with descriptions of a new genus and a new species of *Alvinocaris*. *Journal of Natural History* 39: 1111–1175. <https://doi.org/10.1080/00222930400002499>
- Komai T. & Segonzac M. 2008. Taxonomic review of the hydrothermal vent shrimp genera *Rimicaris* Williams & Rona and *Chorocaris* Martin & Hessler (Crustacea: Decapoda: Caridea: Alvinocarididae). *Journal of Shellfish Research* 27 (1): 21–41. [https://doi.org/10.2983/0730-8000\(2008\)27\[21:TROTHV\]2.0.CO;2](https://doi.org/10.2983/0730-8000(2008)27[21:TROTHV]2.0.CO;2)
- Komai T. & Yakovlev Y.I. 2000. Decapod crustaceans collected during the Biological Expedition to the Kamchatka Peninsula and the North Kuril Islands in 1997. *Natural History Research, Special Issue 7*: 301–322.
- Komai T., Hayashi K. & Kohtsuka H. 2004. Two new species of the shrimp genus *Lebbeus* White from the Sea of Japan, with redescription of *Lebbeus kuboii* Hayashi (Decapoda: Caridea: Hippolytidae). *Crustacean Research* 33: 103–125. https://doi.org/10.18353/crustacea.33.0_103

- Komai T., Shank T.M. & Van Dover C.L. 2005. A new species of *Alvinocaris* (Crustacea: Decapoda: Caridea: Alvinocaridae) and a new record of *A. muricola* from methane seeps on the Blake Ridge Diapir, north-western Atlantic. *Zootaxa* 1019 (1): 27–42. <https://doi.org/10.11646/zootaxa.1019.1.2>
- Komai T., Martin J.W., Zala K., Tsuchida S. & Hashimoto J. 2006. A new species of *Mirocaris* (Crustacea: Decapoda: Caridea: Alvinocarididae) associated with hydrothermal vents on the Central Indian Ridge, Indian Ocean. *Scientia Marina* 70: 109–119.
- Komai T., Giere O. & Segonzac M. 2007. New record of alvinocaridid shrimps (Crustacea: Decapoda: Caridea) from hydrothermal vent fields on the southern Mid-Atlantic Ridge, including a new species of the genus *Opaepele*. *Species Diversity* 12: 237–253. <https://doi.org/10.12782/specdiv.12.237>
- Komai T., Tsuchida S. & Segonzac M. 2012. Records of species of the hippolytid genus *Lebbeus* White, 1847 (Crustacea: Decapoda: Caridea) from hydrothermal vents in the Pacific Ocean, with descriptions of three new species. *Zootaxa* 3241 (1): 35–63. <https://doi.org/10.11646/zootaxa.3241.1.2>
- Komai T., Matsuzaki K. & Hibino M. 2016. Rediscovery and redescription of a deep-sea shrimp *Lebbeus longidactylus* (Kobjakova, 1936) (Crustacea: Decapoda: Caridea: Thoridae) based on material from the Nemuro Strait, southwestern Sea of Okhotsk. *Zootaxa* 4175 (4): 390–400. <https://doi.org/10.11646/zootaxa.4175.4.8>
- Komai T., Marin I. & Kakui K. 2017. Rediscovery and redescription of the abyssal squat lobster *Munidopsis petalorhyncha* Baba, 2005 (Crustacea: Decapoda: Munidopsidae) from the northwest Pacific. *Zootaxa* 4226 (1): 93–102. <https://doi.org/10.11646/zootaxa.4226.1.4>
- Komai T., Ohtsuka S., Yamaguchi S. & Nakaguchi K. 2018. New records of six deep-sea caridean shrimps (Crustacea: Decapoda) from the Ryukyu Islands and its adjacent waters, southwestern Japan. *Zootaxa* 4457 (1): 114–128. <https://doi.org/10.11646/zootaxa.4457.1.5>
- Komai T., Chang S.-C. & Chan T.-Y. 2019. A new deep-sea species of the caridean shrimp genus *Lebbeus* White, 1847 (Crustacea: Decapoda: Thoridae) from southern Java, Indonesia. *Raffles Bulletin of Zoology* 67: 150–159. <https://doi.org/10.26107/RBZ-2019-0012>
- Krygier E.E. & Percy W.G. 1981. Vertical distribution and biology of pelagic decapod crustaceans off Oregon. *Journal of Crustacean Biology* 1 (1): 70–95. <https://doi.org/10.2307/1548206>
- Kurata H. 1964a. Larvae of decapod Crustacea of Hokkaido. 3. Pandalidae. *Bulletin of the Hokkaido Regional Fisheries Research Laboratory* 28: 23–24. [In Japanese with English summary]
- Kurata H. 1964b. Larvae of decapod Crustacea of Hokkaido. 4. Crangonidae and Glyphocrangonidae. *Bulletin of the Hokkaido Regional Fisheries Research Laboratory* 28: 35–50. [In Japanese with English summary]
- Lefébure T., Douady C.J., Gouy M. & Gibert J. 2006a. Relationships between morphological taxonomy and molecular divergence within Crustacea: proposal of a molecular threshold to help species delimitation. *Molecular Phylogenetics and Evolution* 40 (2): 435–447. <https://doi.org/10.1016/j.ympev.2006.03.014>
- Lefébure T., Douady C.J., Gouy M., Trontelj P., Briolay J. & Gibert J. 2006b. Phylogeography of a subterranean amphipod reveals cryptic diversity and dynamic evolution in extreme environments. *Molecular Ecology* 15: 1797–806. <https://doi.org/10.1111/j.1365-294X.2006.02888.x>
- Linley T.D., Craig J., Jamieson A.J. & Priede I.G. 2018. Bathyal and abyssal demersal bait-attending fauna of the Eastern Mediterranean Sea. *Marine Biology* 165 (10): 159. <https://doi.org/10.1007/s00227-018-3413-0>
- Liu J. & Zhang H. 2018. DNA barcoding for species identification in deep-sea clams (Mollusca: Bivalvia: Vesicomidae). *Mitochondrial DNA Part A* 29 (8): 1165–1173. <https://doi.org/10.1080/24701394.2018.1424843>

- Lörz A.N., Berkenbusch K., Nodder S., Ahyong S., Bowden D., McMillan P., Gordon D., Mills S. & Mackay K. 2012. A review of deep-sea benthic biodiversity associated with trench, canyon and abyssal habitats below 1500 m depth in New Zealand waters. *New Zealand Aquatic Environment and Biodiversity Report* 92: 1–133.
- Lovrich G.A., Romero M.C., Tapella F. & Thatje S. 2005. Distribution, reproductive and energetic conditions of decapod crustaceans along the Scotia Arc (Southern Ocean). *Scientia Marina* 69 (Suppl. 2): 183–193.
- Makarov V.V. 1938. Rakoobraznye. Anomura. In: Shtakel'berg A.A. (ed.) *Fauna SSSR, Series 16* 10 (3): 1–324. Akademie Nauk SSSR. [In Russian]
- Makarov V.V. 1962. *Fauna of USSR. Volume 10 (3). Crustacea. Anomura*. [English version, Israel Program for Scientific Translation, Jerusalem]
- Makarov R.R. 1966. *Lichinki Krevetok, Rakov Otshelnikov i Krabov Zapadno-Kamchatskogo Shel'fa i ikh Raspredelenie [Larvae of Shrimps, Hermit Crabs and Crabs from Western Kamchatka Shelf and their Distribution]*. Nauka, Moscow. [In Russian]
- Malyutina M.V., Chernyshev A.V. & Brandt A. 2018. Introduction to the SokhoBio (Sea of Okhotsk Biodiversity Studies) expedition 2015. *Deep Sea Research II* 154: 1–9.
<https://doi.org/10.1016/j.dsr2.2018.08.012>
- Marin I.N. 2013. *Atlas of Decapod Crustaceans of Russia*. KMK Scientific Press, Moscow.
- Marin I.N. 2017. COXI based phylogenetic analysis of Caucasian clade of European *Troglocaris* s.l. (Crustacea: Decapoda: Atyidae) with the suggestion of a new taxonomic group structure. *Biosystems Diversity* 25 (4): 323–327. <https://doi.org/10.15421/011749>
- Marin I. 2018. Deep water decapod crustaceans (Crustacea: Decapoda) collected by SokhoBio 2015 Expedition from bathyal and abyssal waters of the Sea of Okhotsk and adjacent NW Pacific with the re-description of *Calocarides okhotskensis* Sakai, 2011 (Axiidae). *Deep Sea Research II* 154: 330–341.
<https://doi.org/10.1016/j.dsr2.2018.04.007>
- Marin I. 2020. Northern unicorns of the depths: diversity of the genus *Munidopsis* Whiteaves, 1874 (Decapoda: Anomura: Munidopsidae) in the northwestern Pacific Ocean, with descriptions of three new species along the Russian coast. *Progress in Oceanography* [online]: 1–53.
<https://doi.org/10.1016/j.pocean.2020.102263>
- Marin I.N., Ng P.K.L. & Anosov S.E. 2015. A new record of the Japanese Longhorn decorator crab *Chorilia japonica* (Miers, 1879) (Crustacea, Brachyura, Epialtidae) in the western part of Bering Sea – the first record of the species and genus for Russian fauna. *Arthropoda Selecta* 24 (2): 185–188.
- Martin J.W. & Christiansen J.C. 1995. A new species of the shrimp genus *Chorocaris* Martin and Hessler, 1990 (Crustacea, Decapoda, Bresiliidae) from hydrothermal vent fields along the Mid-Atlantic Ridge. *Proceedings of the Biological Society of Washington* 108 (2): 220–227.
Available from <https://biodiversitylibrary.org/page/34572050> [accessed 20 Jan. 2020].
- Martin J.W. & Haney T.A. 2005. Decapod crustaceans from hydrothermal vents and cold seeps: a review through 2005. *Zoological Journal of the Linnean Society* 145 (4): 445–522.
<https://doi.org/10.1111/j.1096-3642.2005.00178.x>
- Martin J.W. & Hessler R.R. 1990. *Chorocaris vandoverae*, a new genus and species of hydrothermal vent shrimp (Crustacea, Decapoda, Bresiliidae) from the western Pacific. *Contributions in Science, Natural History Museum of Los Angeles County* 417: 1–11.

- Matsuzaki K., Hibino M. & Komai T. 2015. A new species of the caridean shrimp genus *Lebbeus* White, 1847 (Crustacea: Decapoda: Thoridae) from the southwestern Sea of Okhotsk, Hokkaido, Japan. *Zootaxa* 4032 (3): 309–318. <https://doi.org/10.11646/zootaxa.4032.3.6>
- Mezhov B.V. 1993. Three new species of *Macrostylis* G.O. Sars, 1864 (Crustacea: Isopoda: Asellota: Macrostylidae) from the Pacific Ocean. *Arthropoda Selecta* 2: 3–9.
- Nye V. 2013. New species of hippolytid shrimps (Crustacea: Decapoda: Caridea: Hippolytidae) from a southwest Indian Ocean seamount. *Zootaxa* 3637 (2): 101–112. <https://doi.org/10.11646/zootaxa.3637.2.1>
- Nye V., Copley J. & Plouviez S. 2012. A new species of *Rimicaris* (Crustacea: Decapoda: Caridea: Alvinocarididae) from hydrothermal vent fields on the Mid-Cayman spreading centre, Caribbean. *Journal of the Marine Biological Association of the United Kingdom* 92 (5): 1057–1072. <https://doi.org/10.1017/S0025315411002001>
- Nye V., Copley J., Plouviez S. & Van Dover C. 2013a. A new species of *Lebbeus* (Crustacea: Decapoda: Caridea: Hippolytidae) from the Von Damm Vent Field, Caribbean Sea. *Journal of the Marine Biological Association of the United Kingdom* 93 (3): 741–751. <https://doi.org/10.1017/S0025315412000884>
- Nye V., Copley J. & Linse K. 2013b. A new species of *Eualus* Thallwitz, 1892 and new record of *Lebbeus antarcticus* (Hale, 1941) (Crustacea: Decapoda: Caridea: Hippolytidae) from the Scotia Sea. *Deep Sea Research II* 92: 145–156. <https://doi.org/10.1016/j.dsr2.2013.01.022>
- Palumbi S., Martin A., Romano S., McMillan W.O., Stice L. & Grabowski G. 2002. *The Simple Fool's Guide to PCR, version 2.0*. Department of Zoology and Kewalo Marine Laboratory, University of Hawaii, Honolulu.
- Paterson G.L.J., Glover A.G., Barrio Froján C.R.S., Whitaker A., Budaeva N., Chimonides J. & Doner S. 2009. A census of abyssal polychaetes. *Deep Sea Research II* 56 (19–20): 1739–1746. <https://doi.org/10.1016/j.dsr2.2009.05.018>
- Pohle G.W. 1992. Northern range extension for the deep-sea shrimps *Acantheephyra eximia*, *A. acutifrons* and *Ephyrina figueirai* (Decapoda, Ophlophoridae). *Crustaceana* 62 (3): 234–239. <https://doi.org/10.1163/156854092X00136>
- Poupin J. 1996. Crustacea Decapoda of French Polynesia (Astacidea, Palinuridea, Anomura, Brachyura). *Atoll Research Bulletin* 442: 1–114.
Available from <https://biodiversitylibrary.org/page/39950783> [accessed 28 Jan. 2020].
- Priede I.G. & Froese R. 2013. Colonization of the deep sea by fishes. *Journal of Fish Biology* 83 (6): 1528–1550. <https://doi.org/10.1111/jfb.12265>
- Rathbun M.J. 1902. Descriptions of new decapod crustaceans from the west coast of North America. *Proceedings of the United States National Museum* 24 (1272): 885–905.
Available from <https://biodiversitylibrary.org/page/15782793> [accessed 28 Jan. 2020].
- Rathbun M.J. 1904. *Decapod Crustaceans of the Northwest Coast of North America. Harriman Alaska Expedition, with Cooperation of Washington Academy of Sciences*. Doubleday, Page & Co., New York.
Available from <https://biodiversitylibrary.org/page/11114942> [accessed 20 Jan. 2020].
- Rathbun M.J. 1910. Decapod crustaceans collected in Dutch East India and elsewhere by Mr. Thomas Barbour in 1906–1907. *Bulletin of the Museum of Comparative Zoology at Harvard College* 52: 305–317. Available from <https://biodiversitylibrary.org/page/30093387> [accessed 28 Jan. 2020].
- Savilov A.I. 1961. Ecological characteristic of benthic communities of the Sea of Okhotsk. *Trudy Instituta Okeanologii AN SSSR* 46: 3–84. [In Russian]

- Schiaparelli S., Ah Yong S.T. & Bowden D. 2015. Evidence of niche conservatism and host fidelity in the polar shrimp *Lebbeus kiae* n. sp. (Decapoda: Caridea: Thoridae) from the Ross Sea, Antarctica. *Hydrobiologia* 761: 45–69. <https://doi.org/10.1007/s10750-015-2403-1>
- Sedova N.A. 2004. Distribution of shrimp larvae over the western Kamchatka shelf in 1999 and 2001. *Problems of Fisheries* 5 (2): 193–205. [In Russian]
- Sedova N.A. & Andronov P.U. 2013. Qualitative composition and horizontal distribution of larvae of shrimps in the northwestern Bering Sea. *Bulletin of the North-East Scientific Center, Russian Academy of Sciences, Far East Branch* 1: 30–38. [In Russian]
- Sedova N.A. & Grigoriev S.S. 2013. Distribution of shrimp larvae near south-eastern coast of Kamchatka during spring 2009. *Bulletin of the North-East Scientific Center, Russia Academy of Sciences, Far East Branch* 3: 77–86. [In Russian]
- Shank T.M., Black M.B., Halanych K.M., Lutz R.A. & Vrijenhoek R.C. 1999. Miocene radiation of deep-sea hydrothermal vent shrimp (Caridae: Bresiliidae): evidence from mitochondrial cytochrome oxidase subunit I. *Molecular Phylogenetics and Evolution* 13: 244–254. <https://doi.org/10.1006/mpev.1999.0642>
- Shearer T.L., Van Oppen M.J.H., Romano S.L. & Worheide G. 2002. Slow mitochondrial DNA sequence evolution in the Anthozoa (Cnidaria). *Molecular Ecology* 11: 2475–2487. <https://doi.org/10.1046/j.1365-294x.2002.01652.x>
- Sites J.W. & Marshall J.C. 2004. Operational criteria for delimiting species. *Annual Review of Ecology, Evolution and Systematics* 35: 199–227. <https://doi.org/10.1146/annurev.ecolsys.35.112202.130128>
- Smith S.I. 1885. On some new or little known Decapoda Crustacea from recent Fish Commission dredgings off the east coast of the United States. *Proceedings of the United States National Museum* 7: 493–511. Available from <https://biodiversitylibrary.org/page/7306287> [accessed 28 Jan. 2020].
- Spence Bate C.S. 1888. Report on the Crustacea Macrura collected by H.M.S. *Challenger* during the years 1873–1876. *Report on the Scientific Results of the Voyage of H.M.S. Challenger during the Years 1873–76, Zoology* 24: i–xc, 1–942. Available from <https://biodiversitylibrary.org/page/2020399> [accessed 20 Jan. 2020].
- Spiridonov V.A., Petryashov V.V. & Marin I.N. 2013. Order Decapoda. In: Sirenko B.I. (ed.) *Check-list of Species of Free-living Invertebrates of the Russian Far Eastern Seas. Issledovaniya Fauny Morei* 75 (83): 116–118. Zoological Institute of Russian Academy of Sciences, St. Petersburg.
- Squires H.J. 1990. Decapod Crustacea of the Atlantic coast of Canada. *Canadian Bulletin of Fisheries and Aquatic Sciences* 221: 1–532.
- Tiefenbacher L. 1991. Anmerkungen zu einigen mesopelagischen Garnelen und ihrer Verbreitung in den Gewässern der westlichen Antarktis (Crustacea Decapoda Natantia). *Spixiana* 14 (2): 153–158. Available from <https://biodiversitylibrary.org/page/32912164> [accessed 3 Feb. 2020].
- Tiefenbacher L. 1994. Decapode Crustaceen aus westantarktischen Gewässern gesammelt von der R.V. “John Biscoe”, Reise 11. *Spixiana* 17 (1): 13–19. Available from <https://biodiversitylibrary.org/page/28201291> [accessed 27 Jan. 2020].
- Titus B.M., Daly M, Hamilton N., Beruman M. & Baeza J.A. 2018. Global species delimitation and phylogeography of the circumtropical “sexy shrimp” *Thor amboinensis* reveals a cryptic species complex and secondary contact in the Indo-West Pacific. *Journal of Biogeography* 45: 1275–1287. <https://doi.org/10.1111/jbi.13231>
- Urita T. 1942. Decapod crustaceans from Saghalien, Japan. *Bulletin of the Biogeographical Society of Japan* 12: 1–78.

- Uschakov P.V. 1953. *Fauna of the Sea of Okhotsk and its Environment*. USSR Academy of Sciences, Moscow. [In Russian]
- Van Dover C.L., Humphris S.E., Fornari D., Cavanaugh C.M., Collier R., Goffredi S.K., Hashimoto J., Lilley M.D., Reysenbach A.L., Shank T.M., Von Damm K.L., Banta A., Gallant R.M., Gotz D., Green D., Hall J., Harmer T.L., Hurtado L.A., Johnson P., McKiness Z.P., Meredith C., Olson E., Pan I.L., Turnipseed M., Won Y., Young C.R. & Vrijenhoek R.C. 2001. Biogeography and ecological setting of Indian Ocean hydrothermal vents. *Science* 294 (5543): 818–823.
<https://doi.org/10.1126/science.1064574>
- Vereshchaka A.L. 1997. A new family for a deep-sea caridean shrimp from North Atlantic hydrothermal vents. *Journal of the Marine Biological Association of the United Kingdom* 77 (2): 425–438.
<https://doi.org/10.1017/S0025315400071770>
- Vereshchaka A.L., Kulagin D.N. & Lunina A.A. 2015. Phylogeny and new classification of hydrothermal vent and seep shrimps of the family Alvinocarididae. *PLoS One* 10 (7): e0129975.
<https://doi.org/10.1371/journal.pone.0129975>
- Vinogradov L.G. 1947. Decapod crustaceans of the Sea of Okhotsk. *Izvestija TINRO* 25: 67–124. [In Russian, with English summary]
- Vinogradov L.G. 1950. Identification Keys for Shrimps, Crayfish and Crabs of the Russian Far East. *Izvestiya TINRO* 33: 179–358. [In Russian, with English summary]
- Wasmer R.A. 1986. Pelagic shrimps of the family Oplophoridae (Crustacea: Decapoda) from the Pacific sector of the Southern Ocean: USNS Eltanin Cruises 10, 11, 14–16, 19–21, 24, and 25. In: Kornicker L.S. (ed.) *Biology of the Antarctic Seas XVII* 44: 29–68.
- Watabe H. & Hashimoto J. 2002. A new species of the genus *Rimicaris* (Alvinocarididae: Caridea: Decapoda) from the active hydrothermal vent field, “Kairei Field,” on the Central Indian Ridge, the Indian Ocean. *Zoological Science* 19 (10): 1167–1174. <https://doi.org/10.2108/zsj.19.1167>
- Wharton D.N., Jinks R.N., Herzog E.D., Battelle B.A., Kass L., Renninger G.H. & Chamberlain S.C. 1997. Morphology of the eye of the hydrothermal vent shrimp, *Alvinocaris markensis*. *Journal of the Marine Biological Association of the United Kingdom* 77 (4): 1097–1108.
<https://doi.org/10.1017/S0025315400038650>
- Whiting M.E., Carpenter J.C., Wheeler Q.D. & Wheeler W.C. 1997. The Strepsiptera problem: phylogeny of the holometabolous insect orders inferred from 18S and 28S ribosomal DNA sequences and morphology. *Systematic Biology* 46 (1): 1–68. <https://doi.org/10.1093/sysbio/46.1.1>
- Wicksten M.K. 2002. Midwater decapods of the northeastern Pacific. *Contributions to the Study of East Pacific Crustaceans* 1: 127–144.
- Wicksten M.K. 2010. *Lebbeus laurentae*: a replacement name for *Lebbeus carinatus* de Saint Laurent, 1984 (Decapoda: Caridea: Hippolytidae) and a redescription of the species. *Proceedings of the Biological Society of Washington* 123 (3): 196–203. <https://doi.org/10.2988/10-05.1>
- Wicksten M.K. & Mendez M.M. 1982. New records and new species of the genus *Lebbeus* (Caridea: Hippolytidae) in the eastern Pacific Ocean. *Bulletin of the Southern California Academy of Sciences* 81: 106–120. Available from <https://biodiversitylibrary.org/page/34406805> [accessed 27 Jan. 2020].
- Wicksten M.K., De Grave S., France S. & Kelley C. 2017. Presumed filter-feeding in a deep-sea benthic shrimp (Decapoda, Caridea, Stylodactylidae), with records of the deepest occurrence of carideans. *ZooKeys* 646: 17–23. <https://doi.org/10.3897/zookeys.646.10969>

Williams A.B. 1987. More records for shrimps of the genus *Rimicaris* (Decapoda, Caridea, Bresiliidae) from the Mid-Atlantic Rift. *Journal of Crustacean Biology* 7 (1): 105.

<https://doi.org/10.1163/193724087X00081>

Williams A.B. 1988. New marine decapod crustaceans from waters influenced by hydrothermal discharge, brine and hydrocarbon seepage. *Fishery Bulletin* 86: 263–287.

Williams A.B. & Rona P.A. 1986. Two new caridean shrimps (Bresiliidae) from a hydrothermal field on the Mid-Atlantic Ridge. *Journal of Crustacean Biology* 6 (3): 446–462.

<https://doi.org/10.1163/193724086X00299>

Wolff T. 1970. The concept of the hadal or ultra-abyssal fauna. *Deep Sea Research* 17 (6): 983–1003.

[https://doi.org/10.1016/0011-7471\(70\)90049-5](https://doi.org/10.1016/0011-7471(70)90049-5)

Yaldwyn J.C. & Webber W.R. 2011. Annotated checklist of New Zealand Decapoda (Arthropoda: Crustacea). *Tuhinga* 22: 171–272.

Zakšek V., Sket B. & Trontelj P. 2007. Phylogeny of the cave shrimp *Troglocaris*: evidence of a young connection between Balkans and Caucasus. *Molecular Phylogenetics and Evolution* 42: 223–235.

<https://doi.org/10.1016/j.ympev.2006.07.009>

Zarenkov N.A. 1960. Observations about some decapod Crustacea from the Sea of Okhotsk and Bering Sea. *Trudy Instituta Okeanologii* 34: 343–350. [In Russian]

Zarenkov N.A. 1965. Revision of the genera *Crangon* Fabricius and *Sclerocrangon* G.O. Sars (Decapoda, Crustacea). *Zoologicheskii Zhurnal* 44: 1761–1775. [In Russian]

Zarenkov N.A. 1968. Crustacean Decapoda collected by the Soviet Antarctic expeditions in the Antarctic and antiboreal regions. *Biological Reports of the Soviet Antarctic Expedition (1955–1958)* 4: 153–201.

Zarenkov N.A. 1976. On the fauna of decapods of the waters adjacent to South America. *Byulleten' Moskovskogo Obshchestva Ispytatelei Prirody, Otdel Biologicheskii* 5: 8–18. [In Russian]

Zhang J., Sun Q.-I., Luan Z.-D., Lian C. & Sun L. 2017. Comparative transcriptome analysis of *Rimicaris* sp. reveals novel molecular features associated with survival in deep-sea hydrothermal vent. *Scientific Report* 7: e2000. <https://doi.org/10.1038/s41598-017-02073-9>

Manuscript received: 1 September 2019

Manuscript accepted: 8 November 2019

Published on: 13 February 2020

Topic editor: Rudy Jocqué

Desk editor: Danny Eibye-Jacobsen

Printed versions of all papers are also deposited in the libraries of the institutes that are members of the *EJT* consortium: Muséum national d'histoire naturelle, Paris, France; Meise Botanic Garden, Belgium; Royal Museum for Central Africa, Tervuren, Belgium; Royal Belgian Institute of Natural Sciences, Brussels, Belgium; Natural History Museum of Denmark, Copenhagen, Denmark; Naturalis Biodiversity Center, Leiden, the Netherlands; Museo Nacional de Ciencias Naturales-CSIC, Madrid, Spain; Real Jardín Botánico de Madrid CSIC, Spain; Zoological Research Museum Alexander Koenig, Bonn, Germany; National Museum, Prague, Czech Republic.

Appendix 1. List of additional nucleotide sequences (alignments) of COI mtDNA used for molecular-genetic analysis.

Taxon	GenBank (NCBI) reference
<i>Lebbeus antarcticus</i>	KC494749, KC494750, KC494751, KC494752
<i>Lebbeus carinatus</i>	AF125421, AF125422
<i>Lebbeus formosus</i>	MK409684
<i>Lebbeus groenlandicus</i>	DQ882084, FJ581737, MG312804, MG315672, MG321028, MH242822
<i>Lebbeus java</i>	MK409683
<i>Lebbeus kiae</i>	KT187241, KT187242, KT187243
<i>Lebbeus polaris</i>	FJ581738, FJ581739, HM425371, HQ966810, KP759419, KP759420, MG312952, MG315175, MG317301, MG317885, MG318898, MG319773, MG319844, MG319853, MG319864, MG320139, MG320699, MG321050, MG935131
<i>Lebbeus virentova</i>	JQ837265, KJ566966
<i>Eualus amandae</i>	KC494753, KC494755, KC494757
<i>Eualus avinus</i>	DQ882064, DQ882065
<i>Eualus barbatus</i>	DQ882067, DQ882068, DQ882069
<i>Eualus biunguis</i>	DQ882071, DQ882072, DQ882074
<i>Eualus fabricii</i>	FJ581627, FJ581628, MG313581, MG315523, MG319600
<i>Eualus gaimardii</i>	DQ882075, FJ581629, GU680599, JQ305958, KJ833719, MG311508, MG314000, MG316319, MG316770
<i>Eualus macilentus</i>	FJ581633, FJ581634, FJ58163
<i>Eualus occultus</i>	MG935395
<i>Eualus pusiolus</i>	KT209086, KT209346, KT209527, MG935120
<i>Eualus subtilis</i>	MH242750, MH242751
<i>Eualus suckleyi</i>	DQ882076, DQ882077, MH242752
<i>Spirontocaris arcuata</i>	KJ833723
<i>Spirontocaris holmesi</i>	DQ882153, KJ833721, MG314460
<i>Spirontocaris lamellicornis</i>	DQ882155, DQ882157, MG317259, MH242976, MH242977
<i>Spirontocaris lilljeborgii</i>	FJ581902, FJ581903, KT208836, KT209558, MG934951, MG935142
<i>Spirontocaris ochotensis</i>	KJ833722
<i>Spirontocaris phippii</i>	DQ882159, MG312751, MG316040
<i>Spirontocaris prionota</i>	MH242978
<i>Spirontocaris sica</i>	DQ882160, DQ882162, KJ833724
<i>Spirontocaris snyderi</i>	KJ833720
<i>Spirontocaris spinus</i>	DQ882163, FJ581908, FJ581909, FJ581910, MG312738, MG313477, MG314259

<i>Thor amboinensis</i>	GQ260961, JQ180245, KU201280, KU201284, KU496552, KX926338, KX926345, KX926393, MF378785, MF378797, MF378800, MF378803, MF378804, MF378805, MF378806, MF378807, MF378808, MF378811, MF378815, MF378817, MF378819, MF378820, MF378821, MF378844, MF378866, MF378880, MF378919, MF378921, MF378964, MF378987, MF378991, MF379021, MF379022
<i>Thor manningi</i>	KX589004
<i>Thoralus cranchii</i>	KJ841675, KT209005, KT209433
<i>Heptacarpus sitchensis</i>	MH242790
<i>Heptacarpus tenuissimus</i>	MH242791
<i>Heptacarpus tridens</i>	MH242792
<i>Heptacarpus sp.</i>	MF745573, MG936583
Outgroup	
<i>Alcyonohippolyte commensalis</i>	KX589001
<i>Alcyonohippolyte dossena</i>	KX589002
<i>Alcyonohippolyte tubiporae</i>	KX589000
<i>Hippolyte bifidirostris</i>	KX588969
<i>Hippolyte catagrapha</i>	KX588970
<i>Hippolyte clarki</i>	KX588971, KX588972
<i>Hippolyte edmondsoni</i>	KX588973, KX588974
<i>Hippolyte holthuisi</i>	KX588978
<i>Hippolyte inermis</i>	KX588976, KX588977
<i>Hippolyte leptocerus</i>	KX588981, KX588982
<i>Hippolyte niezabitoskii</i>	KX588985
<i>Hippolyte obliquimanus</i>	JF794718, JF794734
<i>Hippolyte pleuracanthus</i>	KX588986, KX588987
<i>Hippolyte prideauxiana</i>	KX588989
<i>Hippolyte sapphica</i>	KX588990, KX588991
<i>Hippolyte varians</i>	KT208694, KX588996, MG935168
<i>Hippolyte ventricosa</i>	KX588997, KX588998
<i>Hippolyte williamsi</i>	JF794738, KX588999
<i>Hippolyte zostericola</i>	KU906017, KU906112
