



## Butterfly species (Lepidoptera: Hesperioidea and Papilionoidea) new to the Serbian fauna

*Predrag Jakšić\**

*University of Niš, Faculty of Sciences and Mathematics, Department of Biology and Ecology, Višegradska 33, 18000 Niš, Serbia*

\* E-mail: [jaksic@pmf.ni.ac.rs](mailto:jaksic@pmf.ni.ac.rs)

### **Abstract:**

**Jakšić, P.: Butterfly species (Lepidoptera: Hesperioidea and Papilionoidea) new to the Serbian fauna. *Biologica Nyssana*, 2 (1), September 2011: 45-50.**

A species *Pyrgus trebevicensis* (Warren, 1926), *Melitaea telona* (Fruhstorfer, 1908) and *Coenonympha orientalis* (Rebel, 1913) are here recorded in Serbia for the first time. The key morpho-anatomical parameters for identification were done. Original pictures of *C. orientalis* in situ and photos of genital apparatuses are given. Original map of distribution examined species in Serbia was made.

**Key words:** Butterflies, Serbia, faunistics

### **Introduction**

The first fauna list of Serbian butterfly species was provided by Gradojević (1931), where 150 species are mentioned. For this crucial work the knowledge about the Serbian butterfly fauna has been significantly increased due to activity of national and foreign lepidopterists. Until now, the existence of 193 good species in Serbia has been verified (Jakšić & Đurić, 2008).

On the basis of morphometric study on the male genitalia, statistic analysis of populations and the DNA sequences analysis, a new contemporary approach gives us the possibility to solve old taxonomic problems, mostly among the sibling species.

The „sibling species“ concept denotes morphologically similar or identical natural populations that have been reproductively isolated. Soon after the formation of this concept, Heydemann (1943) published a list of 40 sibling species. Recently, Descimon and Mallet (2009) have published a long paper about sibling species among butterflies. Sibling species are easy to distinct by the

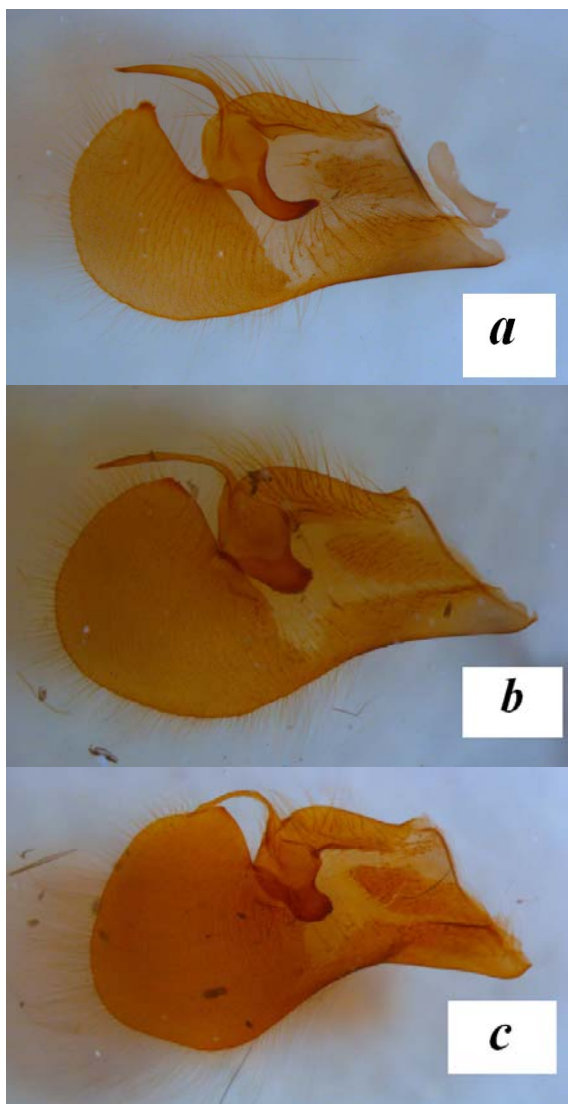
differences in their habits, early stages and ecophysiology. But, their fine variations in morphology and anatomy, however, are also essential for their differentiation. As a rule, these differences are most difficult to discover.

All the three newly established species shown here belong to a grup of sibling species.

### **Materials and methods**

The adults material has been collected on the field using entomological net. After preparing, we determined the specimens by the wing-patterns and in all cases the identification has been also carried out by an examination of the male genitalia. The preparations were carried out following the well known standard procedure: maceration by boiling in potash, dissecting and cleaning, clearing in xylolum and mounting in Canada balsam. The photos of genital parameters were taken using the "Leica DM 1000" microscope with the "Camera Leica DEC 290"; photos of *in situ* specimen were taken using "Olympus" SP-510UZ (7,1 megapixel and 10X optical zoom). All the material (specimens and

genitalia slides) are deposited in the author's collection.



**Figure 1.** Male genitalia (valva) of: *P. armoricanus*, Serbia, Šar-Planina Mt., Brezovica, 1400 m, Octob., 3<sup>rd</sup>, 1975., Jakšić P. leg., Prep. no. Srb-5148 (a); *P. alveus*, Serbia, Kopaonik Mt., Žljeb, 1770 m, July, 21<sup>st</sup>, 2005., Jakšić P. leg., Prep. no. Srb-2278 (b); *P. trebevicensis*, Serbia, Tara Planina Mt., Kaluđerske bare, 1020 m, July, 8-9<sup>th</sup>, 1985., Jakšić P. leg., Prep. no. Srb-638 (c).

## Results

### *Pyrgus trebevicensis* (Warren, 1926)

In the new list, The butterfly species of Europe (Sw a a y et al., 2010) this species does not exist as a distinct species separated from *Pyrgus*

*alveus*. As a good species within the national faunas it has been listed by the following authors: Austria (Rennier, 1991; Gros & Embacher, 1998; Habeler, 1999); Czech Republic (Beneš et al. 2001); Deutschland (Rennier, 1991; Wagner, 2002); Bosnia and Herzegovina (Schawerda, 1918; Rennier, 1991; Lelo, 2007).

Schawerda (1918) described this species as *P. reverdini*: „Etwas grösser, oberseits heller braun, nicht so dunkel wie die Nennform, normal stark weiss gefleckt. Unterseits sind die weissen Flecke grösser, das Braun lichter, Breitere Flügelspannung meist 29 mm. 5 ♂, 2 ♀, Trebevic, Vucijabara. Von mir im Juli 1907 und 1912 erbeutet.“ Warren (1926) proposed to replace the name *trebevicensis* into *reverdini* Schawerda, 1918, because *reverdini* is a primary junior homonym of *P. reverdini* Oberhur. He cited Schawerda (1918) that *reverdini* differs from the type in being slightly larger, with the ground-colour of the upperside lighter brown and not so black as in typical *alveus*, and with the white markings strongly pronounced. The underside has all the white markings broader and the ground-colour of the hind-wings paler yellow. All the wings are said to be a little broader than in the type.“

New data for Serbia:

Material examined: - Serbia, Tara Planina Mt., Kaluđerske bare, 1020 m (X = 43° 54' 33"; Y = 19° 32' 55") 1m, 8-9. VII 1985., Jakšić P. leg., prep. no. Srb-638; - Serbia, Užice, 670 m (X = 43° 50' 44"; Y = 19° 49' 25") 1m, 4. VI 1982., Toševski I. leg., Prep. no. Srb-100; - Serbia, Divčibare, 950 m (X = 44° 06' 09"; Y = 19° 59' 20") 1m, 27. VI 2006., Đurić M., leg., Prep. no. Srb-2323; - Serbia, Fruška Gora Mt., 130 m (X = 45° 12' 47"; Y = 19° 50' 02") 1 m, VII 1929., Rogulja M. leg., Prep. no. Srb-96; - Serbia, Golija Mt., 1800 m (X = 43° 20' 20"; Y = 20° 16' 38") 1 m, 22. VII 1937., Vagner O. leg., Prep. no. Srb-60; - Serbia, Golija Mt., 1800 m (X = 43° 20' 20"; Y = 20° 16' 38") 1 m, 22. VII 1937., Vagner O. leg., Prep. no. Srb-87; - Serbia, Stol Mt., 900 m (X = 44° 10' 24"; 22° 07' 20") 1 m, 28. VII 1974., Zečević M. leg., Prep. no. Srb-82 (**Fig. 4:** ●)

### *Melitaea telona* (Fruhstorfer, 1908)

In the new list The butterfly species of Europe (Sw a a y et al., 2010) this species exists as a distinct species separated from *M. phoebe*. As a good species within the national faunas it has been listed by the following authors: Hungary (Tóth & Varga, 2010); Macedonia (Verovnik et al., 2010).

Tóth and Varga (2010) pointed their basic

characteristics in male genitalia: „In males the depth of the central notch of the saccus proved to be the most important difference. Except two characters all show significant differences, but if these differences are considered separately we can found major overlapping. In general we observed that in *M. telona* we can see a more notched saccus, and more symmetric shape of processus posterior (in same side) because the inner process in the processus posterior is shorter than *M. phoebe*. These two characters are essentially the same as the distinctive characters in the original description of *M. „phoebe“ kovacsi*.“ According to Pecsenye et al. (2007) – cited by Tóth & Varga (2010) - enzyme electrophoretic study of Hungarian populations has also shown obvious difference between *M. phoebe* and *M. telona* without any mark of hybridisation.

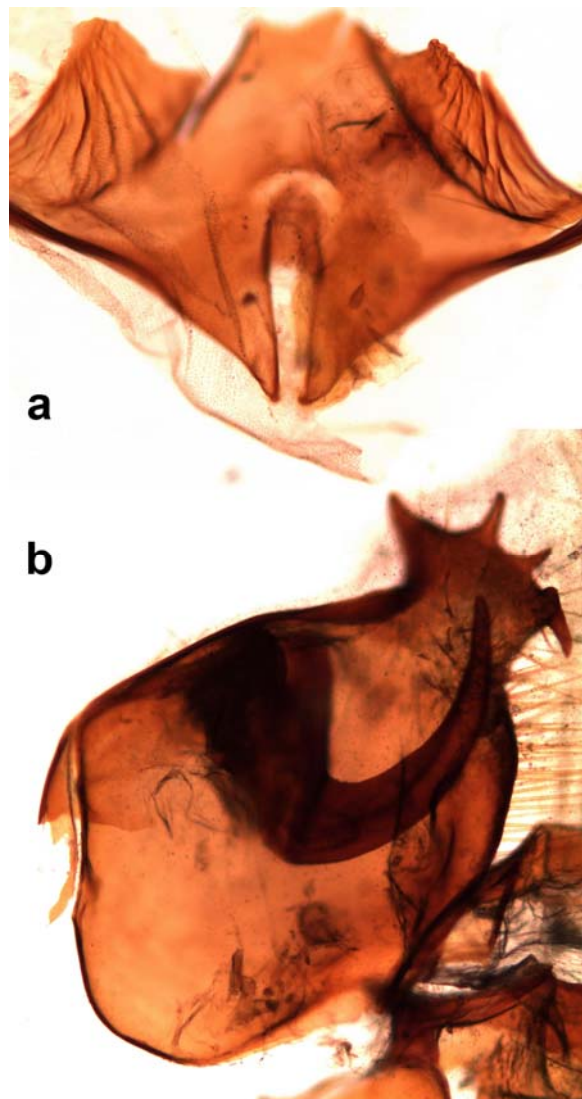
New data for Serbia:

Material examined: - Serbia, Stara Planina Mt., Janja, 520 m (X = 43° 24' 47"; 22° 31' 04") 1 m, 8. VII 2010., Jakšić P. leg., Prep. no. Srb-2484; - Serbia, Stara Planina Mt., Janja, 520 m (X = 43° 24' 47"; 22° 31' 04") 1 m, 8. VII 2010., Jakšić P. leg., Prep. no. Srb-2485 (Fig. 4: ▲)

*Coenonympha orientalis* (Rebel, 1913)

In the new list, The butterfly species of Europe (Swaway et al., 2010) this species exists as a distinct species separated from *C. gardetta*. As a good species within the national faunas it has been listed by Coustis & Ghavalás (2005) for the territory of Greece.

Boillat (1990) gives the first detailed presentation of arguments supporting *C. orientalis* as a „bona species“. According to Coustis & Ghavalás (2005): „... *C. orientalis* is being raised to specific level apparently on the basis of what is believed to be unique external characters, that do not relate to any of the other taxa under consideration, of sympatry with *C. leander* (though no actual syntopism is involved here), and of the supposed absence of intermediates between the two.“ In our specimens of *C. gardetta* the underside of fore-wing apex is grey and there is no ocelli; in *C. orientalis* the underside of fore-wing apex is brown-orange, with one or two ocelli. Analysing the available material it can be concluded that *C. gardetta* is not present whereas *C. orientalis* is present in this part of the Balkan Peninsula.



**Figure 2.** *Melitaea telona* (Fruhstorfer, 1908): Saccus and valva, Srbija, Stara Planina Mt., Janja, 520 m, July, 8<sup>th</sup>, 2010., Jakšić P. leg., Prep. no. Srb-2484;

New data for Serbia:

Material examined: -Serbia, Tutin, Smolučka reka, Crkvine, 950 m (X = 43° 02' 44"; Y = 20° 21' 40") 1 m, 23. VI 2006., Jakšić P. leg.; - Serbia, Kopaonik Mt., Žljeb, 1750 – 1770 m (X = 43° 18' 46"; Y = 20° 50' 00") 2 mm, 21. VII 2005., Jakšić P. leg.; - Serbia, Kopaonik Mt., Bele stene, 1760 m (X = 43° 18' 30"; Y = 20° 49' 53") 1m, 23. VII 2010., Jakšić P. leg. (Fig. 4: ■).



**Figure 3.** *C. orientalis* (Rebel, 1913), specimen from Serbia, Kopaonik Mt., Bele stene, 1760 m, July, 23<sup>rd</sup>, 2010., Jakšić P. leg.

### Discussion and conclusion

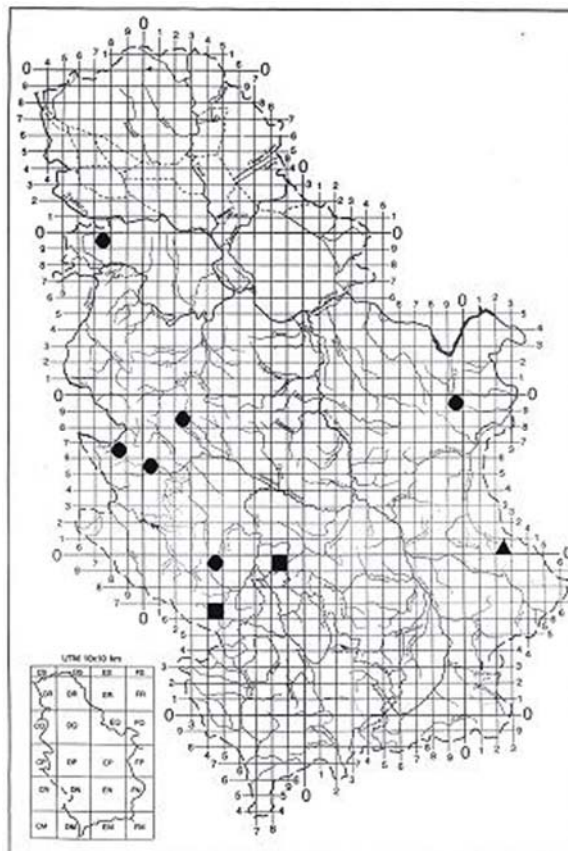
The combination of morpho-anatomical, physiological-biochemical characteristics, ecological characteristics, as well as taxa biogeography present a good basis for solving the boundary taxonomic cases. Even today, we are still impressed by the sensibility of the classical entomologists who were insightful enough to describe new taxa a century ago. Out of three sibling species analysed here, two were raised to the status of species. In the near future combining the morphological and DNA analysis, the taxon *Pyrgus trebevicensis* could be classified as a „bona species“

After this review 195 butterfly species have been noted in the territory of Serbia: 22 species of Hesperioidea and 171 species of Papilionoidea (Jakšić, 2008) + two new species. This excludes *C. gardetta*, but includes the presence of *C. orientalis* instead.

Related to the butterfly fauna of Europe (482 species, S w a y et al., 2010), the species present in Serbia make up 40%.

### References

- Dražić Beneš, J., Konvička, M., & Fric, Z., 2001. Faunistic records from the Czech Republic – 137 Lepidoptera: Hesperioidea, *Pyrgus trebevicensis* Warren, 1926. *Klapalekiana*, **37**: 152.
- Boillat, H. 1990. *Coenonympha* (superspecies *gardetta*) *orientalis* Rebel Mise au point taxinomique (Lepidoptera Nymphalidae Satyrinae). *Alexandria* **16**(7): 395–412.



**Figure 4.** UTM distribution map of examined species - *Pyrgus trebevicensis* (Warren, 1926) ●; *Melitaea telona* (Fruhstorfer, 1908) ▲ and *Coenonympha orientalis* (Rebel, 1913) ■.

- Coutsis, G.J. and Ghavalás, N., 2005. A recently discovered new locality for *Coenonympha leander* in Greece, and notes about the taxonomic position of the species-group taxon *Coenonympha orientalis* (Lepidoptera: Nymphalidae, Satyrinae). *Phegea*, **33**(4): 121-128.
- Davenport, D. 1941. The Butterflies of the satyrid genus *Coenonympha*. *Bulletin of the museum of comparative Zoology, Harvard College* **87**: 215-349.
- Descimon, H. and Mallet, J., 2009. Bad species. In: *Ecology of Butterflies in Europe*, eds. J. Settele, T. Shreeve, M. Konvička and H. Van Dyck. Cambridge University Press. Pp.: 219-249.
- Gradojević, M., 1930-31. Lepirovi Srbije – Diurna. (Les papillons de Serbie I. Diurna). *Glasnik Jugoslovenskog entomoloskog društva*, **V-VI** (1-2): 133-158, Beograd.
- Gros, P. und Embacher, G., 1998. *Pyrgus warrenensis* (Verity, 1928) und *P. trebevicensis* (Warren, 1926), zwei für die Fauna Salzburgs

- neue Dickkopffalterarten (Lepidoptera: Hesperioidea, Pyrginae). *Z. Arb. Gem. Öst. Ent.*, **50**: 3-16.
- Habeler, H., 1999. Lepidopterologische Nachrichten aus der Steiermark, 17 (Lepidoptera). *Joannea Zool.*, **1**: 13-19.
- Heydemann, F., 1943. Die Bedeutung der sogenannten Dualspecies (Zwillingsarten) für unsere Kenntnis der Art- und Rassenbildung bei Lepidopteren. *Stettiner Entomol. Ztg.*, **104**: 116-142.
- Jakšić, P., 2008. Butterflies in the environment of Serbia. In: Jakšić, P. (Ed.): Prime Butterfly Areas in Serbia. HabiProt, Beograd. pp.: 9-17.
- Jakšić, P. i Đurić, M., 2008. Srpski nazivi dnevnih leptira (Lepidoptera: Hesperioidea i Papilionoidea). (Serbian Names for Butterflies). *Proceeding of the 9th Symposium of flora of Southeastern Serbia and Neighbouring Regions*, Niš. pp.: 231-237.
- Jong de, R., 1972. Systematics and geographic history of the genus *Pyrgus* in the Palaearctic region (Lepidoptera, Hesperioidea). *Tijdschrift voor Entomologie*, **115**(1): 1-121+Pl. 1-6.
- Lelo, S., 2007. Contribution to knowledge of the fauna of butterflies in Bosnia and Herzegovina. *Acta Entomologica Serbica*, **12**(2): 73-92.
- Pamperis, L., 2009. The Butterflies of Greece. KOAN Editions, Athens. Pp. 1-766.
- Renner, F., 1991. Neue Untersuchungsergebnisse aus der *Pyrgus alveus* Hübner Gruppe in der Palaearktis unter besonderer Berücksichtigung von Süddeutschland (Lepidoptera: Hesperioidea). *Neue Entomologische Nachrichten aus dem Entomologischen Museum Dr. Ulf Eitschberger, Markt-leuthen*. **28**: 4-157.
- Russell, P. et al., 2007. Further investigations into *Melitaea telona* Fruhstorfer, 1908 (*ogygia* Fruhstorfer, 1908; = *emipunica* Verity, 1919)(Lepidoptera: Nymphalidae), with observation on biology and distribution. *Entomologist's Gazette*, **58**(3): 137-166.
- Schawerda, K., 1918. Elfter Nachtrag zur Lepidopterenfauna Bosniens und der Herzegowina. *Verh. zool.-botan.-Ges. Wien*, **68**: 19-36.
- Swaay van, C. et al., 2010. European Red List of Butterflies. *Butterfly Conservation Europe, IUCN Species Programme and IUCN Regional Office for Pan-Europe*, Luxembourg Pp.: 1-47.
- Tóth, J.P. and Varga, Z., 2010. Morphometric study on the genitalia of sibling species *Melitaea phoebe* and *M. telona* (Lepidoptera: Nymphalidae). *Acta Zoologica Academiae Scientiarum Hungaricae*, **56**(3): 273-282.
- Verovnik, R., Micevski, B., Đurić, M., Jakšić, P., Keymeulen, A., Swaay van, C., Veling, K., 2010. Contribution to the knowledge of the butterfly fauna of the Republic of Macedonia (Lepidoptera: Papilionoidea & Hesperioidea). *Acta Entomologica Slovenica*, **18**(1): 31-46.
- Wagner, W., 2002. Zur Ökologie von *Pyrgus trebevicensis* (Warren, 1926) und *Pyrgus alveus* (Hübner, [(1803)])(Lepidoptera: Hesperioidea) auf der Schwäbischen Alb (Baden-Württemberg). *Entomologische Zeitschrift Stuttgart.*, **112**(5): 145-156.
- Warren, B.C.S., 1926. Monograph of the Tribe Hesperioidea (European species) with revised classification of the Subfamily Hesperioidea (Palaearctic species) based on the genital armature of the males. *Transactions of the Entomological Society of London*, **74**: 1-170.

