

# Boron-zinc interaction in the absorption of micronutrients by cotton

## Interacción boro-zinc en la absorción de micronutrientes por el cultivo del algodón

Érica de Oliveira Araújo<sup>1\*</sup>, Elcio Ferreira Dos Santos<sup>2</sup>, and Marcos Antonio Camacho<sup>3</sup>

### ABSTRACT

B-Zn interaction modifies the nutritional dynamics of copper (Cu), iron (Fe) and manganese (Mn) in cotton. The main objective of this research was to evaluate the effect of B and Zn concentrations on the absorption of Cu, Fe and Mn in cotton plants grown in a nutrient solution. A completely randomized experimental design with three replicates was performed, in a 4×5 factorial scheme, corresponding to four concentrations of B (0, 20, 40 and 80  $\mu\text{M L}^{-1}$ ) and five concentrations of Zn (0, 1, 2, 4 and 8  $\mu\text{M L}^{-1}$ ). At 115 days after emergence, the plants were collected, divided into roots, shoots and fruits, and chemically analyzed. The results allowed to conclude that the Cu content and total Cu in the fruit, total Cu in the roots, Cu efficiency, Fe content in the roots, Fe absorption efficiency, Mn content in the fruit, and Mn absorption efficiency of cotton are influenced by the concentrations of B in the solution. The interaction between B and Zn affected the total Fe in the roots, Fe content and total Fe content in the fruit, Fe transport efficiency, total Mn in the shoots and Mn transport efficiency. In addition, Zn acts differently according to the supply of B and vice versa.

**Key words:** *Gossypium hirsutum* L., copper, iron, manganese, nutritional efficiency.

### RESUMEN

La interacción boro-zinc (B-Zn) modifica la dinámica nutricional del cobre (Cu), hierro (Fe) y manganeso (Mn) en el cultivo del algodón. El objetivo del presente trabajo fue evaluar el efecto de concentraciones de B y Zn sobre la absorción de Cu, Fe y Mn por plantas de algodón creciendo en solución nutritiva. Se utilizó un diseño completamente al azar con tres repeticiones en un esquema factorial 4×5, siendo cuatro las concentraciones de B (0, 20, 40 y 80  $\mu\text{M L}^{-1}$ ) y cinco las concentraciones de Zn (0, 1, 2, 4 y 8  $\mu\text{M L}^{-1}$ ). A los 115 días después de emergencia las plantas fueron recolectadas, divididas en raíz, parte aérea y frutos, y sometidas a análisis químicos. Los resultados permitieron concluir que el contenido y el total de Cu en el fruto, el contenido de Cu en la raíz, la eficiencia de utilización de Cu, el total de Fe en la raíz, la eficiencia de absorción de Fe, el total de Mn en el fruto y la eficiencia de absorción de Mn son influenciadas por las concentraciones de B en la solución. La interacción B-Zn afectó el contenido de Fe en la raíz, el contenido y el total de Fe en el fruto, eficiencia de transporte de Fe, el total de Mn en la parte aérea y la eficiencia del transporte de Mn. Adicionalmente Zn actúa de manera diferente de acuerdo al suministro de B y viceversa.

**Palabras clave:** *Gossypium hirsutum* L., cobre, hierro, manganeso, eficiencia nutricional.

## Introduction

Cotton farming is one of the main activities of the Brazilian agribusiness. The increasing use of more productive varieties worldwide, with a higher nutrient demand, requires a better knowledge on the nutritional relationships in cotton (Rochester and Constable, 2015). In this context, a better knowledge of the nutritional dynamics is important for the establishment of an efficient fertilization program.

*Gossypium hirsutum* L. – species of greatest use for cotton production in Brazil – is responsive to the application of micronutrients, especially in low natural fertility areas. Among the micronutrients, boron (B) and zinc (Zn) are the most limiting elements to achieve better yields (Araújo *et al.*

*et al.*, 2012; Araújo *et al.*, 2013). B is directly related to the metabolism of the ribonucleic acid (RNA), different functions of the plasmatic membrane and constitutes the structure of the cell wall and pectic substances associated with it, especially the middle lamella (Wimmer and Eichert, 2013). Zn is required in many active sites of different proteins, such as carbonic anhydrase and superoxide dismutase. The deficiency of this nutrient reduces the photosynthetic rate through the modification of the activity of enzymes involved in the process of carbon fixation (Broadley *et al.*, 2007; Assunção *et al.*, 2013).

B-Zn interaction influences different metabolic processes of the plant, interfering with the mineral composition through the stimulation or inhibition of the absorption

Received for publication: 22 July, 2017. Accepted for publication: 16 February, 2017

Doi: 10.15446/agron.colomb.v36n1.66539

<sup>1</sup> Doutorado em Agronomia (Produção Vegetal), Universidade Federal da Grande Dourados (Brasil)

<sup>2</sup> Doutorando em Ciências. Centro de Energia Nuclear na Agricultura – CENA/USP, Programa de Pós-graduação em Ciências, Piracicaba, SP (Brasil).

<sup>3</sup> Doutorado em Ciencia do Solo. Universidade Estadual do Mato Grosso do Sul (UEMS) Aquidauana - MS.

\* Corresponding author: ericabb25@hotmail.com



of other nutrients (Baxter, 2009). These relationships are highly variable and may occur inside the cells or in the rhizosphere (Morgan and Connolly, 2013). The B-Zn interactions in cotton are correlated (Araújo *et al.*, 2012) and the reduction in B absorption as a function of Zn is common. Besides cotton (Araújo *et al.*, 2012), this result has already been observed for lemon (Rajaie *et al.*, 2009), olive tree (Jasrotia *et al.*, 2014) and wheat (Nasim *et al.*, 2015). Thus, the effect of the B-Zn interaction on the absorption of these nutrients is evident. However, there is still limited information on the effect of B-Zn interaction in the absorption dynamics of other micronutrients, such as Cu, Fe and Mn.

Many nutritional relationships have been observed between micronutrients (Baxter, 2009; Milner *et al.*, 2013; Aibara and Miwa, 2014). These nutritional interactions have been cataloged as complex, with initial modification at a molecular level, resulting in a variation of the absorption and mineral composition of the plants. Thus, the observed nutritional interaction depends on the availability of nutrients and on the analyzed plant species (Araújo *et al.*, 2012; Araújo *et al.*, 2013). Therefore, the need for studies that address the classic nutritional interaction between B and Zn, evaluating the absorption of Cu, Fe and Mn is evident. Understanding the micronutrient interaction would enhance the use of fertilizers, reducing production costs. The hypothesis of this study is that the combinations of B and Zn in nutrient solution modify the total content and the efficiency of absorption, use and transport of Cu, Fe and Mn in cotton. Given the above, the main objective of this research was to evaluate the effect of B and Zn concentrations on the absorption of Cu, Fe and Mn in cotton cultivated in nutrient solution.

## Materials and methods

The experiment was conducted in an agricultural greenhouse of the Plant Production Sector of the State University of Mato Grosso do Sul (UEMS), in Aquidauana-MS, at the geographic coordinates 20°28' S and 55°48' W with an altitude of 174 m a.s.l. The experimental design was completely randomized with three replicates, in a 4×5 factorial scheme, corresponding to four concentrations of B (0, 20, 40 and 80  $\mu\text{M L}^{-1}$ ), applied in the form of boric acid, and five concentrations of Zn (0, 1, 2, 4 and 8  $\mu\text{M L}^{-1}$ ), applied in the form of zinc sulfate.

The experimental units consisted of plastic pots with 3 L capacity, filled with washed and sterilized quartz sand.

Cotton seeds, cv. FiberMax 910, were placed to germinate on trays with moistened sand. Five days after emergence, when cotyledon leaves developed, three seedlings were transplanted to each experimental unit, where they received a complete and diluted (1/5) nutrient solution (Epstein and Bloom, 2006). At 28 days after emergence, thinning was performed leaving only one plant in each experimental unit. The nutrient solution application started according to each treatment, irrigating three times a day with deionized water. In the treatment solutions lacking a specific nutrient, the concentrations were identical to those of the complete solution, except for the absent nutrient.

The nutrient solution showed the following composition: 6.0 mL of 1 mol L<sup>-1</sup> KNO<sub>3</sub>; 4.0 mL of 1 mol L<sup>-1</sup> Ca(NO<sub>3</sub>)<sub>4</sub>·H<sub>2</sub>O; 2.0 mL of 1 mol L<sup>-1</sup> NH<sub>4</sub>H<sub>2</sub>PO<sub>4</sub>; 1.0 mL of 1 mol L<sup>-1</sup> MgSO<sub>4</sub>·7H<sub>2</sub>O; 1.0 mL of 0.2 mol L<sup>-1</sup> Fe-EDTA; 1.0 mL of 0.05 mol L<sup>-1</sup> KCl; 1.0 mL of 0.02 mol L<sup>-1</sup> H<sub>3</sub>BO<sub>3</sub>; 1.0 mL of 0.002 mol L<sup>-1</sup> MnSO<sub>4</sub>·H<sub>2</sub>O; 1.0 mL of 0.002 mol L<sup>-1</sup> ZnSO<sub>4</sub>·7H<sub>2</sub>O; 1.0 mL of 0.0005 mol L<sup>-1</sup> CuSO<sub>4</sub>·5H<sub>2</sub>O; 1.0 mL of 0.0005 mol L<sup>-1</sup> H<sub>2</sub>MoO<sub>4</sub> (85% MoO<sub>3</sub>).

At 115 days after emergence, the plants were collected and divided into roots, shoots (stem and leaves) and fruits (boll). All the collected plant material was rinsed in a detergent solution at 3 mL L<sup>-1</sup>, running water, 0.1 mol L<sup>-1</sup> HCl solution and deionized water, respectively. The samples were placed in paper bags and then dried in a forced-air oven at 65°C for 72 h. After drying, the plant material was ground in a Wiley-type mill (Thomas Scientific, USA). The samples were subjected to nitric-perchloric digestion for the determination of Cu, Fe and Mn contents in the different plant parts (Malavolta *et al.*, 1997).

The determination of Cu, Fe and Mn was used to calculate the absorption efficiency ( $\text{mg g}^{-1}$ ) = [total content of nutrient in the plant (mg)/root dry matter (g)] (Swiader *et al.*, 1994); transport efficiency (%) = [(content of nutrient in the shoots (mg)/total content of nutrient in the plant (mg)) x 100] (Li *et al.*, 1991); and use efficiency ( $\text{g}^2 \text{mg}^{-1}$ ) = [(total dry matter produced (g))<sup>2</sup>/total content of nutrients in the plant (mg)] (Siddiqi and Glass, 1981).

The results were statistically assessed with an analysis of response surface, using the statistical package SAS and adopting a 0.05 significance level. Initially, an analysis of variance was performed and, according to the significance of the F test, the study of polynomial regression was conducted (for cases with significant interaction), through the RSREG procedure.

## Results and discussion

The interaction between the B and Zn treatments influenced the Fe content in the boll, total Fe in the roots and in the boll, total Mn in the shoots and transport efficiency of Fe and Mn (Tab. 1). There was a significant response ( $P < 0.05$ ) of B concentrations for Cu content in the boll, total Cu in the roots and in the boll, Fe content and total Fe in the roots, Mn content in the boll, Cu use efficiency and the efficiencies of absorption of Fe and Mn (Tab. 1).

Zn doses in the solution did not affect individually any of the studied variables. Various studies indicate antagonistic relationship between Zn and cationic micronutrients, such as Cu, Fe and Mn. This interaction occurs due to the competition of the cations for the absorption sites (Broadley *et al.*, 2007; Baxter, 2009; Assunção *et al.*, 2013). This study did not find any antagonistic relationship between Zn and other cationic micronutrients (Fe, Mn and Cu), disagreeing with the results reported by Rajaie *et al.* (2009), Aref (2011) and Lima Neto and Natale (2014) in other plant species. Hence, only B doses and the combined doses of B and Zn influenced the absorption of Cu, Fe and Mn in cotton (Tab. 1).

Cu content and total Cu in the cotton fruit were influenced by the B concentrations in the solution. The increase in B concentrations in the solution until  $40 \mu\text{M L}^{-1}$  promoted a reduction in the Cu content and total Cu in cotton bolls (Figs. 1A, 1B). B doses higher than  $40 \mu\text{M L}^{-1}$  increased Cu content and total Cu in the bolls. Aref (2011) observed an increment in the concentration of Cu in maize leaves with the increase in B concentrations in the planting substrate. Ahmed *et al.* (2011) observed a positive effect of B doses on Cu content and total Cu in different parts of cotton plants. However, the total Cu in cotton roots linearly decreases with the increment in B concentrations in the solution (Fig. 1C), agreeing with the results found by Estringü *et al.* (2002) who observed a reduction of Cu concentration in strawberry roots with the increase in the supply of B reporting an antagonistic relationship between the nutrients.

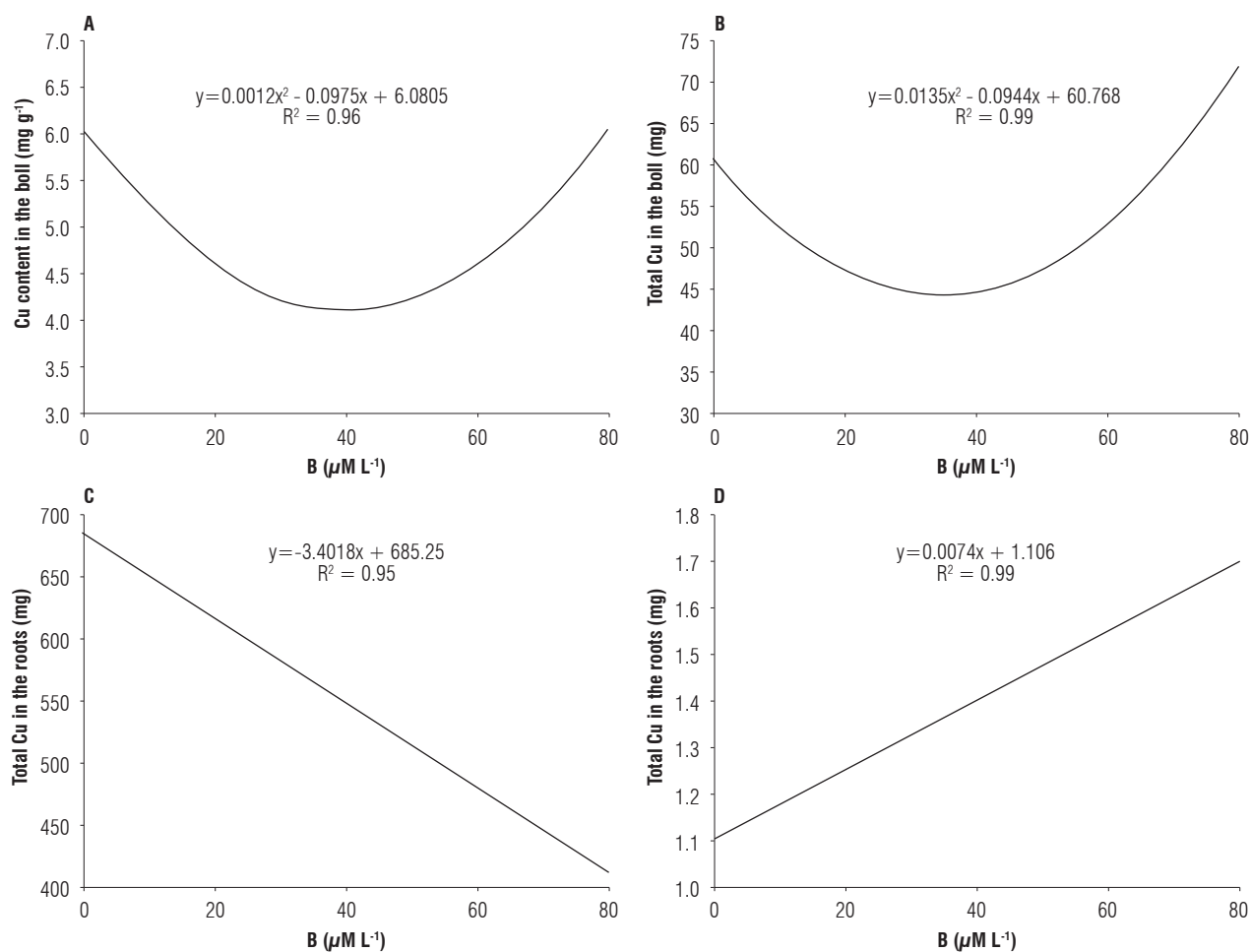
Cu use efficiency for the production of dry matter was positively influenced by the supply of B in the solution, so that the increase in B concentrations promoted linear increment in the Cu use efficiency of cotton plants (Fig. 1D). B is related to various biochemical processes in the plants; thus, its concentrations in the cultivation substrate may directly or indirectly affect the use of Cu by the plant (Malavolta, 2006; Wimmer and Eichert, 2013).

**TABLE 1.** Summary of the analysis of variance: coefficient of variation and  $P$ -value for the effect of B, Zn and the B-Zn interaction for content, total and efficiency of absorption, transport and use of Cu, Fe and Mn.

Parameters	CV (%)	$P$ -values		
		B	Zn	B x Zn
<b>Copper (Cu)</b>				
Cu content in the shoots ( $\text{g kg}^{-1}$ )	67.29	0.846	0.065	0.532
Cu content in the roots ( $\text{g kg}^{-1}$ )	37.53	0.110	0.216	0.184
Cu content in the boll ( $\text{g kg}^{-1}$ )	26.09	0.000*	0.468	0.119
Total Cu in the shoots (mg)	66.09	0.805	0.065	0.488
Total Cu in the roots (mg)	44.49	0.028*	0.476	0.053
Total Cu in the boll (mg)	32.30	0.000*	0.555	0.129
Absorption efficiency of Cu ( $\text{mg g}^{-1}$ )	33.21	0.197	0.105	0.387
Transport efficiency of Cu (%)	42.92	0.560	0.159	0.173
Use efficiency of Cu ( $\text{mg g}^{-1}$ )	32.17	0.013*	0.339	0.205
<b>Iron (Fe)</b>				
Fe content in the shoots ( $\text{g kg}^{-1}$ )	28.92	0.209	0.364	0.173
Fe content in the roots ( $\text{g kg}^{-1}$ )	32.57	0.003*	0.878	0.121
Fe content in the boll ( $\text{g kg}^{-1}$ )	32.66	0.000*	0.078	0.000*
Total Fe in the shoots (mg)	31.16	0.220	0.531	0.207
Total Fe in the roots (mg)	32.06	0.000*	0.646	0.005*
Total Fe in the boll (mg)	41.74	0.000*	0.346	0.000*
Absorption efficiency of Fe ( $\text{mg g}^{-1}$ )	27.72	0.005*	0.800	0.253
Transport efficiency of Fe (%)	37.44	0.000*	0.830	0.009*
Use efficiency of Fe ( $\text{mg g}^{-1}$ )	31.32	0.054	0.578	0.186
<b>Manganese (Mn)</b>				
Mn content in the shoots ( $\text{g kg}^{-1}$ )	14.73	0.060	0.103	0.053
Mn content in the roots ( $\text{g kg}^{-1}$ )	28.83	0.057	0.491	0.469
Mn content in the boll ( $\text{g kg}^{-1}$ )	19.53	0.000*	0.653	0.218
Total Mn in the shoots (mg)	18.69	0.000*	0.264	0.003*
Total Mn in the roots (mg)	36.62	0.059	0.867	0.055
Total Mn in the boll (mg)	24.89	0.063	0.089	0.456
Absorption efficiency of Mn ( $\text{mg g}^{-1}$ )	17.72	0.000*	0.131	0.592
Transport efficiency of Mn (%)	21.8	0.104	0.777	0.035*
Use efficiency of Mn ( $\text{mg g}^{-1}$ )	19.6	0.051	0.116	0.506

B: Boron; Zn: Zinc; CV: Coefficient of variation. \*Significant by F test at  $P \leq 0.05$ .

B concentrations in the solution promoted a significant increment in Fe content and total Fe in cotton roots (Figs. 2A, 2B). Similar results were obtained by Estringü *et al.* (2012) in strawberry, in which the Fe content in the roots increased with the concentration of  $10 \mu\text{M L}^{-1}$  of B, decreasing at the concentration of  $20 \mu\text{M L}^{-1}$  of B. These results suggest that B has certain affinity for Fe and that there may be a synergetic relationship between the nutrients. Rajaie *et al.* (2009) also observed significant increase in the concentration of Fe with the increment in B levels in *Citrus aurantifolia*.



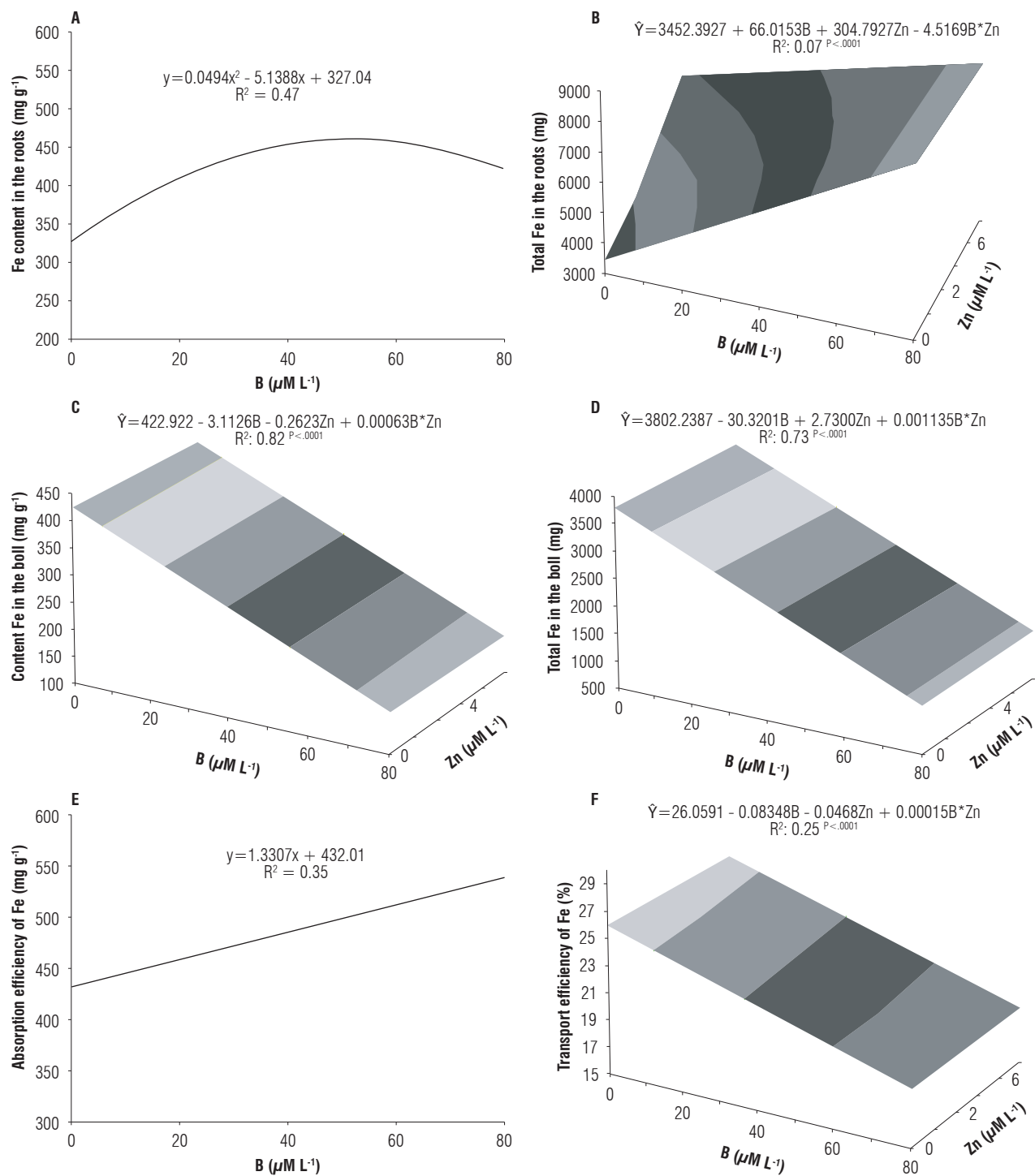
**FIGURE 1.** Content of Cu in the boll (A), total Cu in the boll (B), content of Cu in the roots (C) and Cu absorption efficiency (D) of cotton in response to different B concentrations in the nutrient solution.

Fe content and total Fe in the cotton fruit were significantly affected by the interaction between B and Zn in the solution. The increase in B concentrations in the solution promoted the reduction in Fe contents and total Fe in the fruit with the increment in Zn concentrations (Figs. 2C, 2D). Ahmed *et al.* (2011) reported that the Fe content, in different parts of the cotton crop, significantly increased with the increment in the applied levels of B. The increase in Fe concentration in the fruit with the increasing levels of B has also been reported in guava (Salvador *et al.*, 2003) and in *Citrus aurantifolia* (Rajaie *et al.*, 2009), disagreeing with the results obtained in the present study. There is a lack of available information about the influence of B on the absorption of other micronutrients, and the results vary according to the analyzed plant species.

Fe absorption efficiency positively responded to the B supply in the solution, so that the increase in B concentrations promoted increment in the Fe absorption efficiency of cotton (Fig. 3E). Fe transport efficiency was affected by the interaction between B and Zn in the solution,

demonstrating an antagonistic relationship between B and Zn at the highest concentrations of B, and a synergetic relationship at the highest concentrations of Zn (Fig. 3F). It is possible to observe an increment of 25% in the transport of Fe by the roots with the increase in Zn concentrations at 0  $\mu\text{M L}^{-1}$  of B.

The Mn content in the fruit decreased with the increment in B concentrations, until 40  $\mu\text{M L}^{-1}$  of B, with an increase at the highest concentrations of the nutrient (80  $\mu\text{M L}^{-1}$ ), the same behavior observed for Cu content and total Cu in the cotton fruit (Fig. 3A). Aref (2011), working with maize plants, observed that the Mn content was affected by B fertilization, with a reduction in leaf Mn content under these conditions. On the other hand, Esringü *et al.* (2012) observed an increment in leaf Mn content with the increase in B concentrations, until 10  $\mu\text{M L}^{-1}$ , with reduction at the highest B concentration (30  $\mu\text{M L}^{-1}$ ). In contrast, the data of the present study indicate that Mn positively responded to B only at the highest concentration of the nutrient.

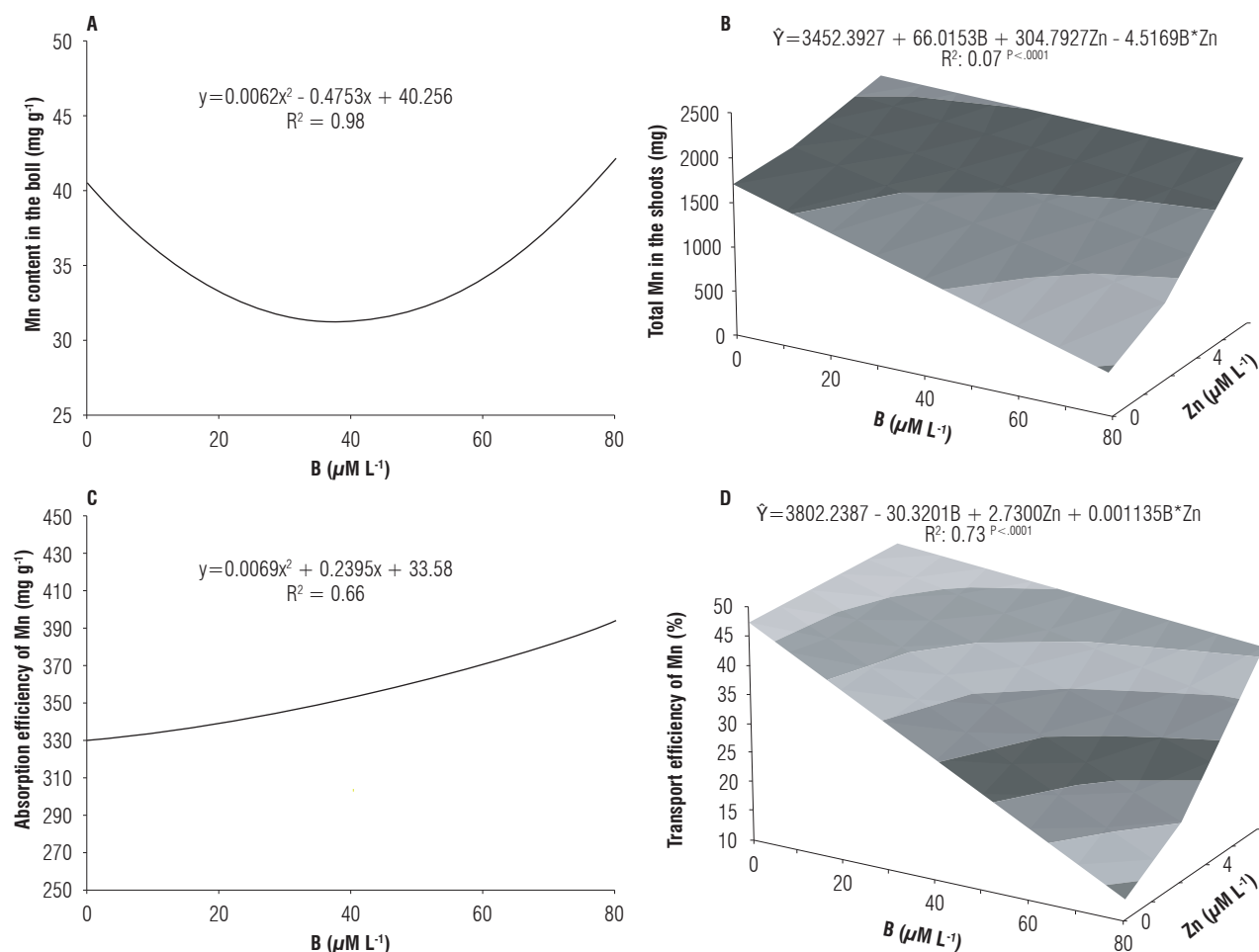


**FIGURE 2.** Content of Fe in the roots (A), total Fe in the roots (B), content of Fe in the boll (C), total Fe in the boll (D) and efficiency of absorption (E) and transport (F) of Fe of cotton in response to different B and Zn concentrations in the nutrient solution.

The total Mn in the shoots and Mn transport efficiency were negatively influenced by the increase in B concentration at  $0 \mu\text{M L}^{-1}$  of Zn and positively influenced at  $8 \mu\text{M L}^{-1}$  of Zn (Figs. 3B, 3D). It is possible to observe an increment of 49% in the transport of Mn by the roots with the increase in Zn concentrations at  $0 \mu\text{M L}^{-1}$  of B. This reduction in Mn

content and total Mn in cotton roots and shoots in response to the increase in B concentrations may be due to the effect of dilution or the antagonistic relationship between B and Mn. The source of B can influence, as a regulator or inhibitor, the accumulation and use of other nutrients (Aref, 2011). Mn absorption efficiency linearly increased with





**FIGURE 3.** Content of Mn in the boll (A), total Mn in the shoots (B) and efficiency of absorption (C) and transport (D) of Mn of cotton in response to different B and Zn concentrations in the nutrient solution.

the increment in B concentrations (Fig. 3C). B is involved in physiological processes that control the absorption and transport of Cu, Fe, Mn and Zn (Malavolta, 2006; Wimmer and Eichert, 2013). Dursun *et al.* (2010) also observed increase in Cu, Fe and Mn contents in leaves of tomato and pepper as a function of B doses.

## Conclusions

Cu content and total Cu in the fruit, total Cu in the roots, Cu use efficiency, Fe content in the roots, Fe absorption efficiency, Mn content in the fruit and Mn absorption efficiency of cotton are influenced by the concentrations of B in the solution.

The B-Zn interaction affected total Fe in the roots, Fe content and total Fe in the fruit, Fe transport efficiency, total Mn in the shoots and Mn transport efficiency; in addition, Zn acts differently according to the B supply and vice versa.

## Literature cited

- Ahmed, N., M. Abid, F. Ahmad, M.A. Ullah, Q. Javaid, and M.A. Ali. 2011. Impact of boron fertilization on dry matter production and mineral constitution of irrigated cotton. *Pakistan J. Bot.* 43(6), 2903-2910.
- Aibara, I. and K. Miwa. 2014. Strategies for optimization of mineral nutrient transport in plants: multilevel regulation of nutrient-dependent dynamics of root architecture and transporter activity. *Plant Cell Physiol.* 55, 2027-2036. Doi: 10.1093/pcp/pcu156
- Araújo, E.O., E.F. Santos, and M.A. Camacho. 2012. Interação boro e zinco no crescimento, desenvolvimento e nutrição do algodoeiro. *Rev. Bras. Cienc. Agrar.* 7(sup.), 720-727.
- Araújo, E.O., E.F. Santos, and M.A. Camacho. 2013. Absorption of calcium and magnesium by cotton plant grown under different concentrations of boron and zinc. *Agrária* 8, 383-389.
- Aref, F. 2011. Influence of zinc and boron nutrition on copper, manganese and iron concentrations in maize leaf. *Aust. J. Basic Appl. Sci.* 5(7), 52-62.
- Assunção, A.G.L., D.P. Persson, S. Husted, J.K. Schjørring, R.D. Alexander, and M.G.M. Aarts. 2013. Model of how plants

- sense zinc deficiency. *Metallomics* 5, 1110-1116. Doi: 10.1039/c3mt00070b
- Baxter, I. 2009. Ionomics: studying the social network of mineral nutrients. *Curr. Opin. Plant Biol.* 12, 381-386. Doi: 10.1016/j.pbi.2009.05.002
- Broadley, M.R., P.J. White, J.P. Hammond, I. Zelko, and A. Lux, A. 2007. Zinc in plants. *New Phytol.* 173, 677-702. Doi: 10.1111/j.1469-8137.2007.01996.x
- Dursun, A., M. Turan, M. Ekinici, A. Gunes, N. Ataoglu, A. Esringu, and E. Yildirim. 2010. Effects of boron fertilizer on tomato, pepper and cucumber yields and chemical composition. *Commun. Soil Sci. Plant Anal.* 41(1), 1576-1593. Doi: 10.1080/00103624.2010.485238
- Eptein, E. and A.J. Bloom. 2006. Mineral nutrition of plants: principles and perspectives. Editora Planta, Londrina, Brazil.
- Esringu, A., M. Turan, A. Gunes, A. Esitken, and P. Sambo. 2011. Boron application improves on yield and chemical composition of strawberry. *Acta Agric Scand. B.* 8, 1651-1913. Doi: 10.1080/09064711003776867
- Jasrotia, A., P. Bakshi, V.K. Wali, B. Bhushan, and D.J. Bhat. 2014. Influence of girdling and zinc and boron application on growth, quality and leaf nutrient status of olive cv. Frontio. *Afr. J. Agr. Res.* 9, 1354-1361.
- Li, B., S.E. Mckeand, and H.L. Allen. 1991. Genetic variation in nitrogen use efficiency of loblolly pine seedlings. *Forest Sci.* 37(2), 613-626.
- Lima Neto, A.J. de and W. Natale. 2014. Content, accumulation and nutritional efficiency of nutrients on rootstocks of caramboleira in composted substrate with zinc. *Agrária* 9, 236-243.
- Malavolta, E. 2006. Manual of mineral nutrition of plants. Agrônômica Ceres, São Paulo, Brazil.
- Malavolta, E., C.G. Vitti, and S.A. Oliveira. 1997. Assessment of nutritional status of plants: principles and applications. Brazilian Association for research of phosphate and Potash, Piracicaba, Brazil.
- Milner, M.J., J. Seamon, E. Craft, and L.V. Kochian. 2013. Transport properties of members of the ZIP family in plants and their role in Zn and Mn homeostasis. *J. Exp. Bot.* 64, 369-381. Doi: 10.1093/jxb/ers315
- Morgan, J.B. and E.L. Connolly. 2013. Plant-Soil Interactions: Nutrient Uptake. *Nat. Ed. Knowl.* 4(8), 2.
- Nasim, M., Z. Rengel, T. Aziz, B.D. Regmi, and M. Saqib. 2015. Boron toxicity alleviation by zinc application in two barley cultivars differing in tolerance boron toxicity. *Pak. J. Agri. Sci.* 52, 151-158.
- Rajaie, M., A.K. Ejraie, H.R. Owliaie, and I. Tavakoli. 2009. Effect of zinc and boron interaction on growth and mineral composition of lemon seedlings in a calcareous soil. *Int. J. Plant Prod.* 3(1), 39-50.
- Rochester, I.J. and G.A. Constable. 2015. Improvements in nutrient uptake and nutrient use-efficiency in cotton cultivars released between 1973 and 2006. *Field Crops Res.* 173, 14-21. Doi: 10.1016/j.fcr.2015.01.001
- Salvador, J.O., A. Moreira, E. Malavolta, and C.P. Cabral. 2003. Influência do boro e do manganês no crescimento e na composição mineral de mudas de goiabeira. *Ciênc. agrotec.* 27(2), 325-331.
- Siddiqi, M.Y. and A.D.M. Glass. 1981. Utilisation index: a modified approach to the estimation and comparison of nutrient utilization efficiency in plants. *J. Plant Nutr.* 4, 289-302.
- Swiader, J.M., Y. Chyan, and F.G. Freiji. 1994. Genotypic differences in nitrate uptake and utilization efficiency in pumpkin hybrids. *J. Plant Nutr.* 17(10), 1687-1699.
- Wimmer, M.A. and T. Eichert. 2013. Review: mechanisms for boron deficiency-mediated changes in plant water relations. *Plant Sci.* 203, 25-32. Doi: 10.1016/j.plantsci.2012.12.012