

# Challenges for Future Energy Usage

Eckhard Rebhan  
Heinrich-Heine-University Düsseldorf  
Institute for Theoretical Physics

# Survey

1. Glance into the history of energy usage
2. Present situation
  - Population growth
  - Shortage of resources
  - Environmental damages and hazards
3. Identification of the biggest energy spenders
4. Boom of renewable energies
5. Promising options
6. Challenges

# 1. Glance into history of energy usage

Energy sources in past times: **renewable** (plants, animals, wood, charcoal, water, wind)

Power and heat from fire and muscles → **slavery**

Unusually benign climate for the last 12 thousand years  
→ **cultural evolution**

Population 12 thousand years ago: **a few million**  
in 1700 AD: **600 million**

Start of industrialization about **300 years ago**

## Start of coal era

- 1712 coal fired steam engine of Thomas Newcomen (0.5 % efficiency)
- 1769 steam engine of James Watt (2 % efficiency)

## Advent of electricity

- 1866 dynamo of Werner von Siemens → breakthrough of electr. motor
- 1879 light bulb of Thomas Alva Edison
- 1882 first electric power station (New York)
- 1890 first electrically driven subway (London)

## Start of oil era

- 1859 first drilling for oil (Edwin L. Drake)
- 1870 foundation of Standard Oil Company (John Rockefeller)

## Advent of the automobile

1877 **Otto engine** (Nikolaus A. Otto)

1886 **first automobile with combustion engine** (Carl Benz)

## Advent of natural gas

1785 **first working gas lamp** (Johannes P. Minckeleers)

1812 **first gas company** (London, Friedrich A. Winzer)

1814 **first public gas illumination** (London)

Broader use of gas started about 50 years ago

## Advent of nuclear energy

1954 **first nuclear power station** in Obninsk (Russia)

1956 **nuclear power station** in Calder Hall (England)

1986 **Chernobyl catastrophe**

# Growth of world population

population	year	time difference
0.25 billion	1	
		1650
0.5 billion	1650	
		200
1 billion	1850	
		75
2 billion	1925	
		40
4 billion	1975	

## Worldwide energy consumption grew even faster

Year	world population	E/EJ	P/W
1	0.25 billion	1.5	190
1650	0.5 billion	10	635
2004	6.4 billion	472	2340

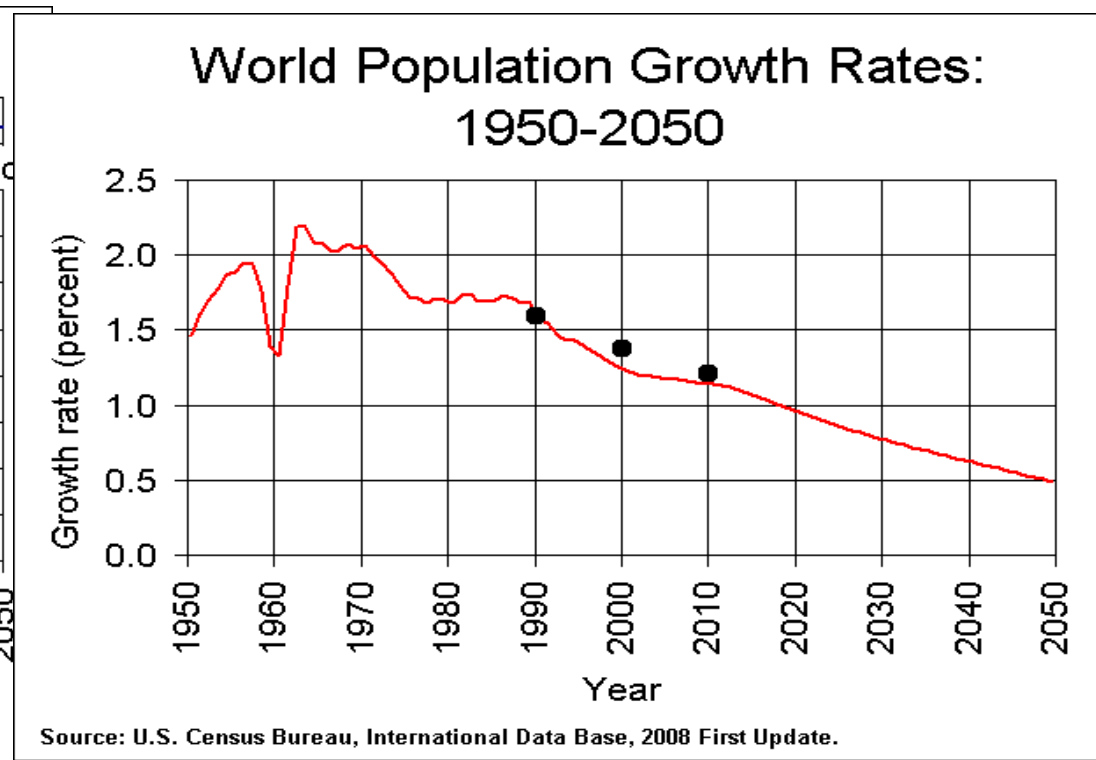
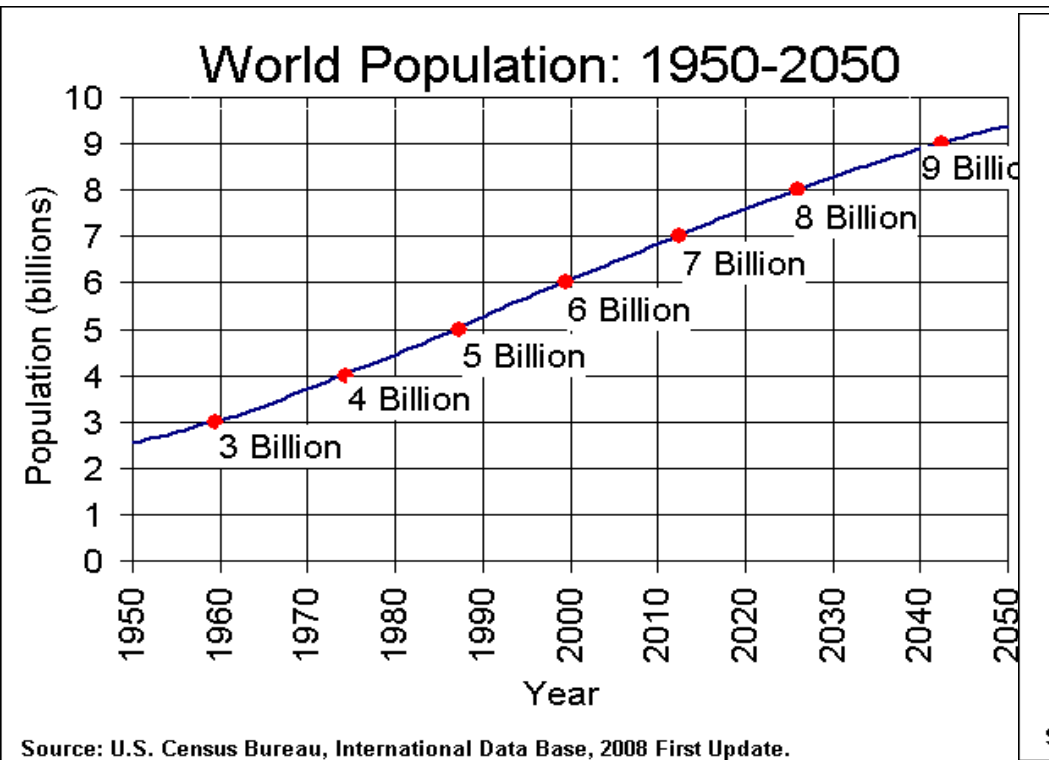
E = total energy consumption per year

P = energy consumption per capita per second

EJ = exajoule =  $10^{18}$  J, W = watt

## 2. Present situation

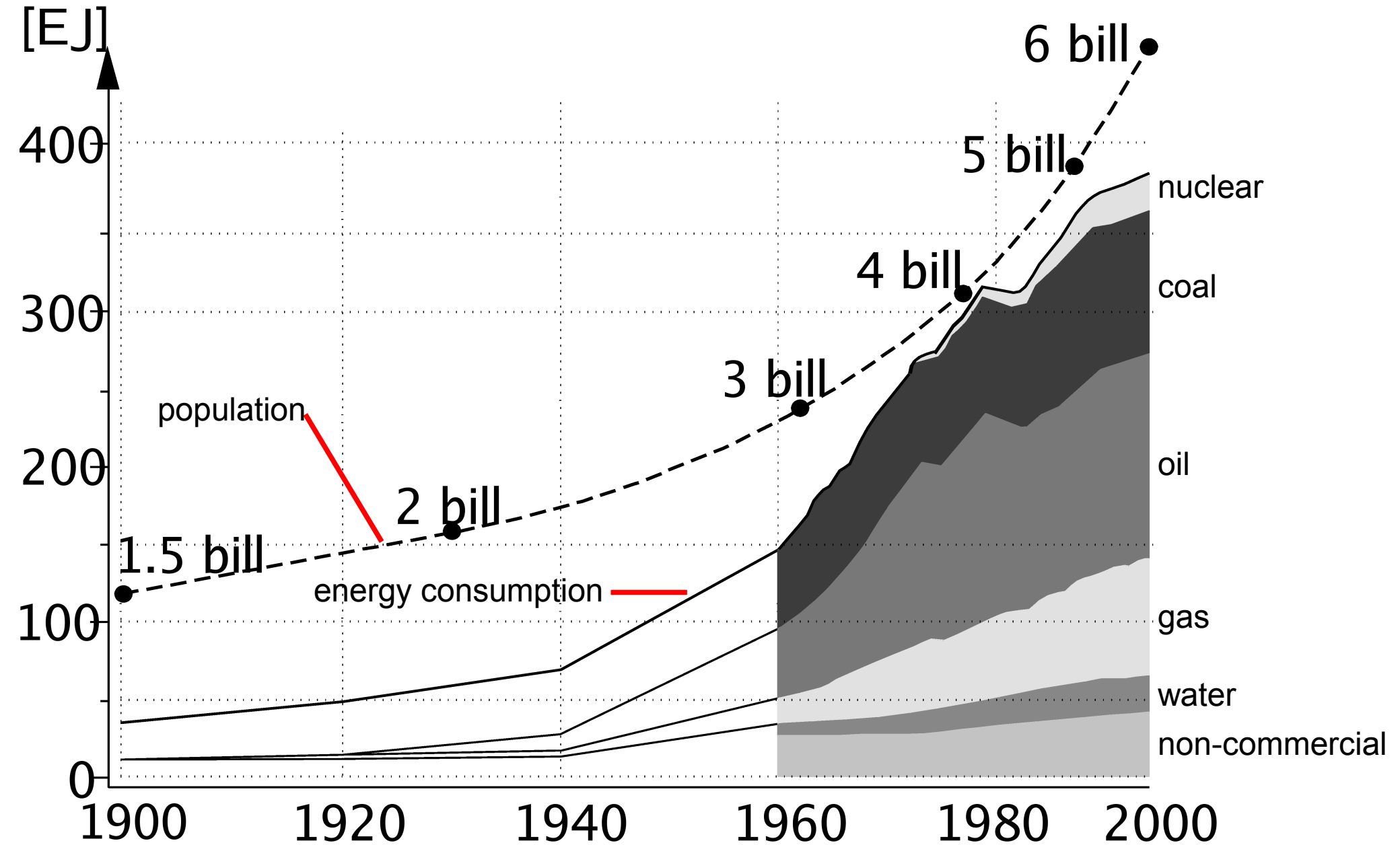
### Evolution of world population



2045 about 9 billion, maximum 10 – 11 billion



# Energy consumption grew faster than population



## Daily energy requirement of one person:

2700 kcal corresponding to 130 W permanent power supply  
(75 W radiated away)

## Regional differences in power usage per capita

Region	USA	BRD	China	Africa
[W]	10 000	5 100	1 500	385 (170 without South Africa)

# Running short of energy resources

85 % of energy consumption from fossil combustion

## Peak oil problem and oil supply

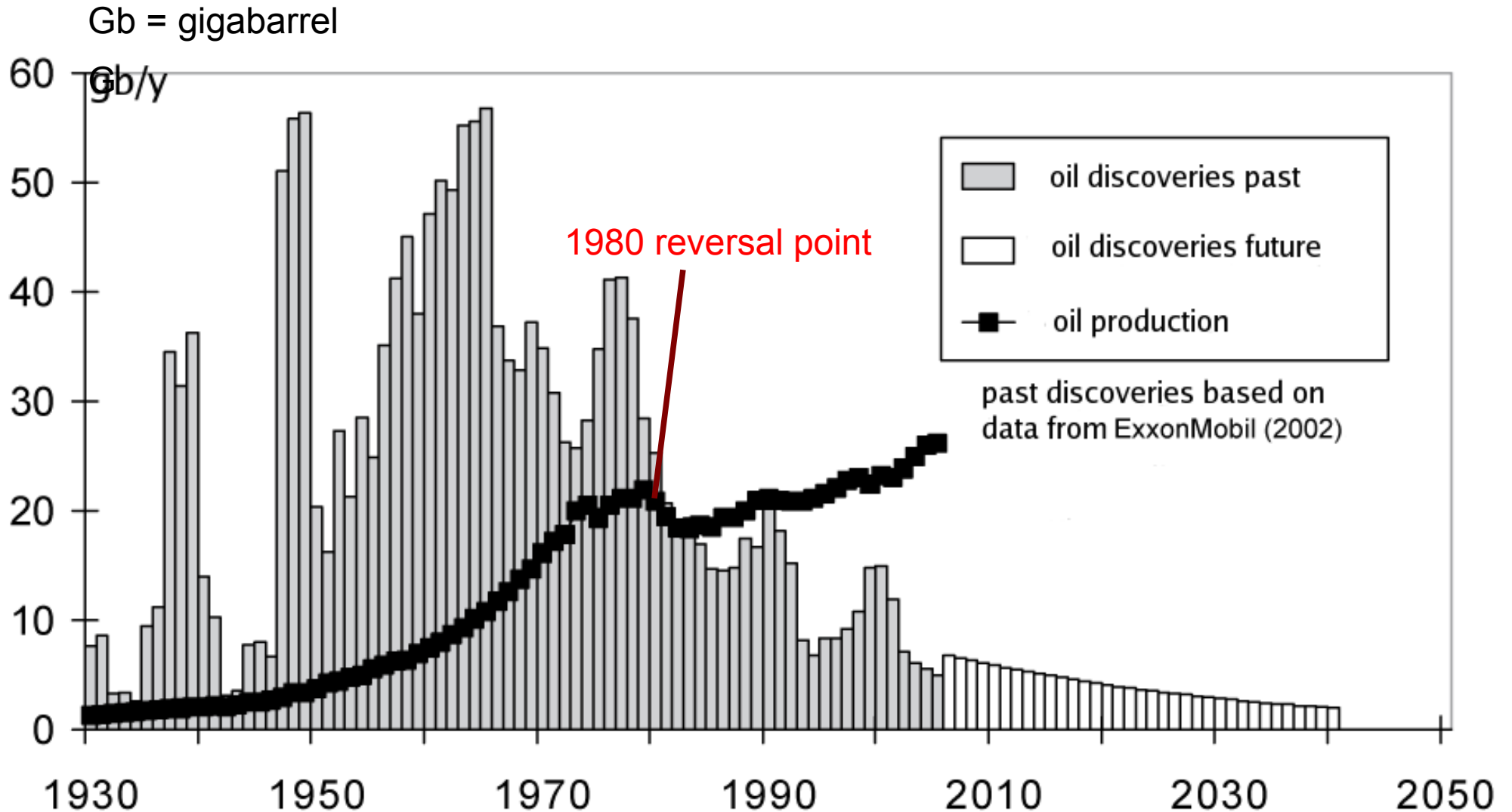
Today 0.7 billion automobiles, fuel essentially from oil

2040 1.4 billion automobiles expected

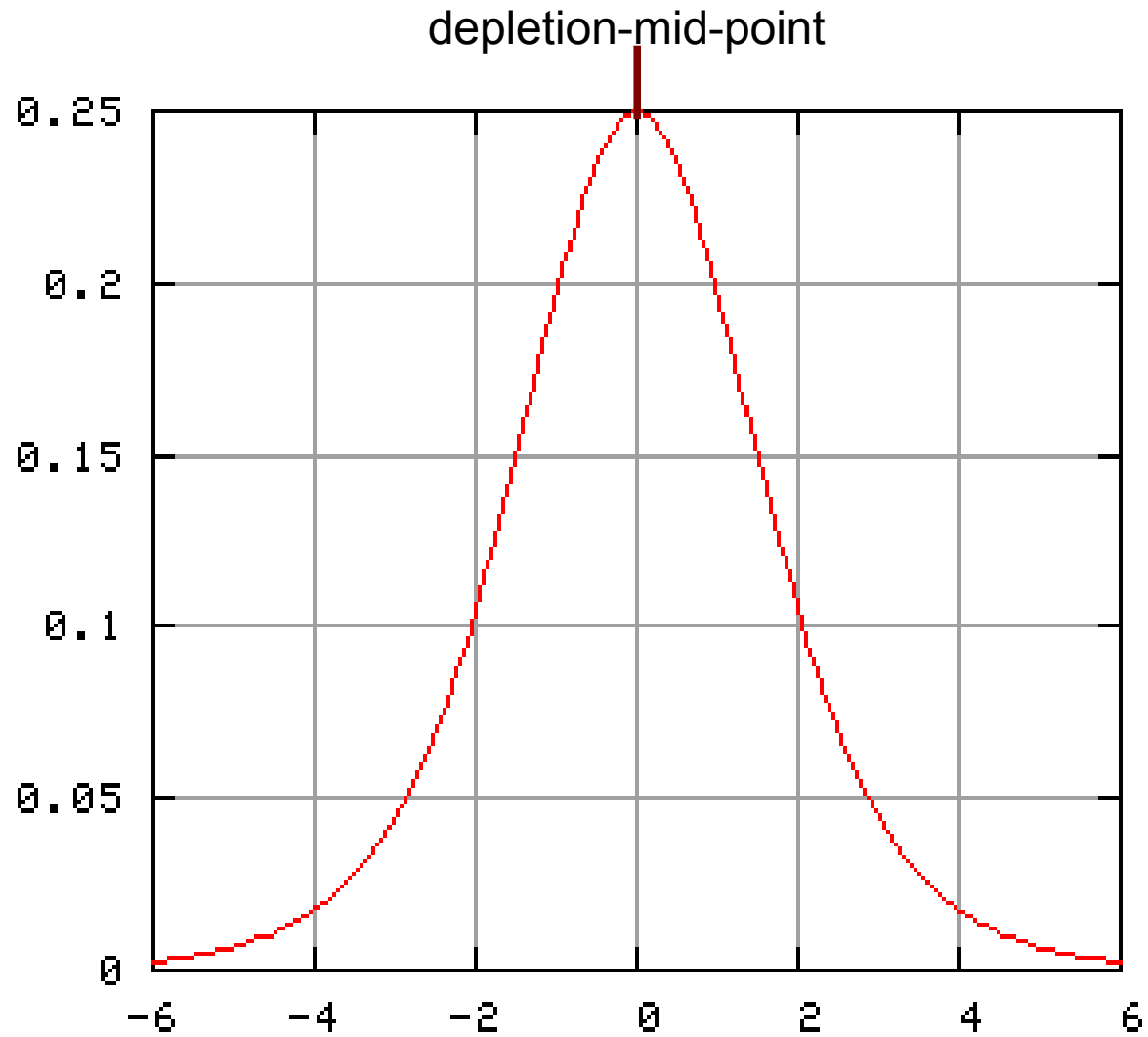
Regional differences in annual per capita oil consumption

Region	USA	BRD	China	India
barrels	26	11.7	1.7	0.8

# Annual oil production and oil discoveries



# Hubbert curve



# Peak oil

1967 in Germany

1971 in USA

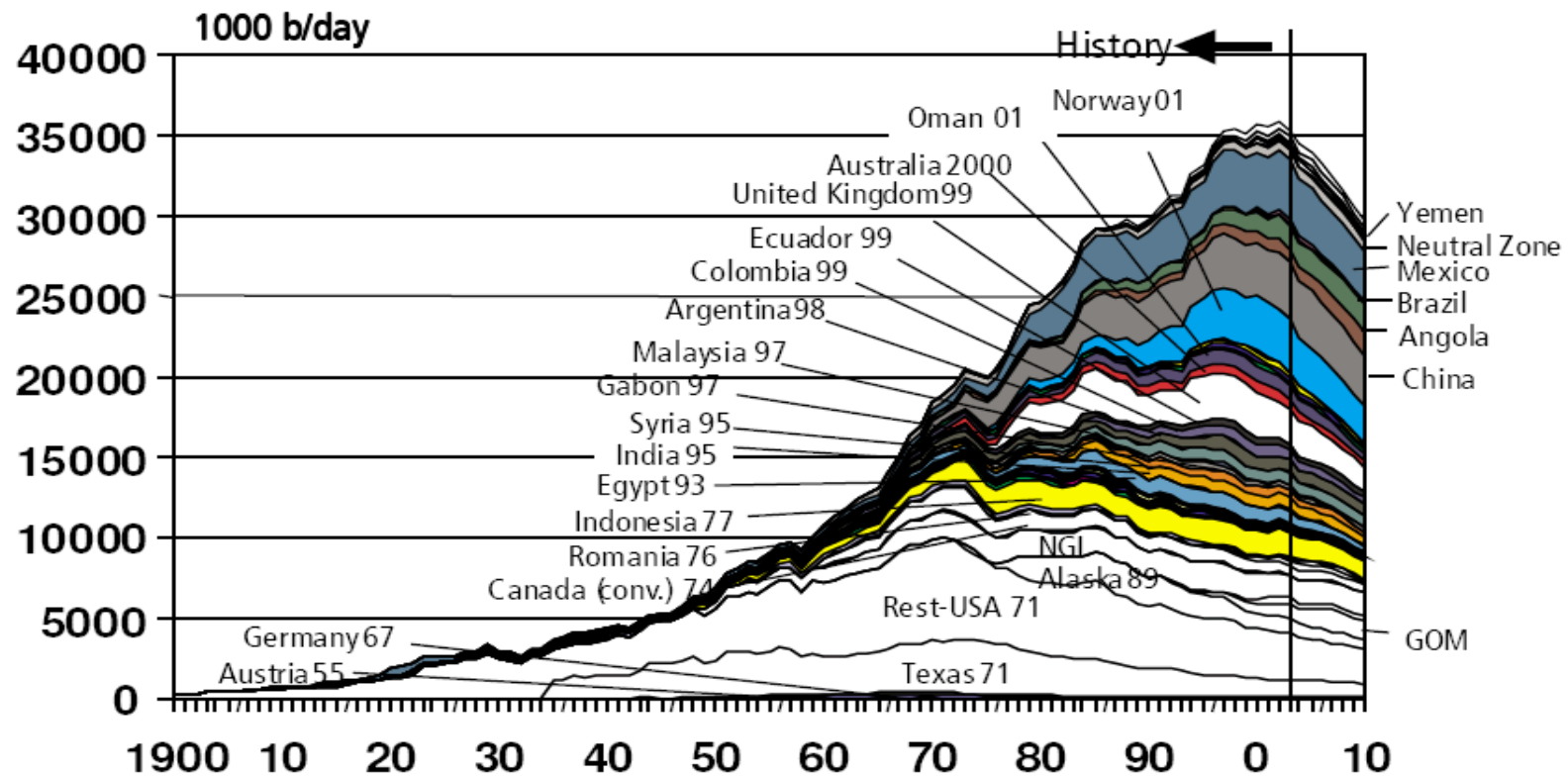
2004 worldwide with OPEC and former SU excluded

not yet in Iraq, Kuwait and Saudi Arabia

Worldwide peak oil expected between 2005 and 2020

Expected consequences: sharp rise in price and energy crisis

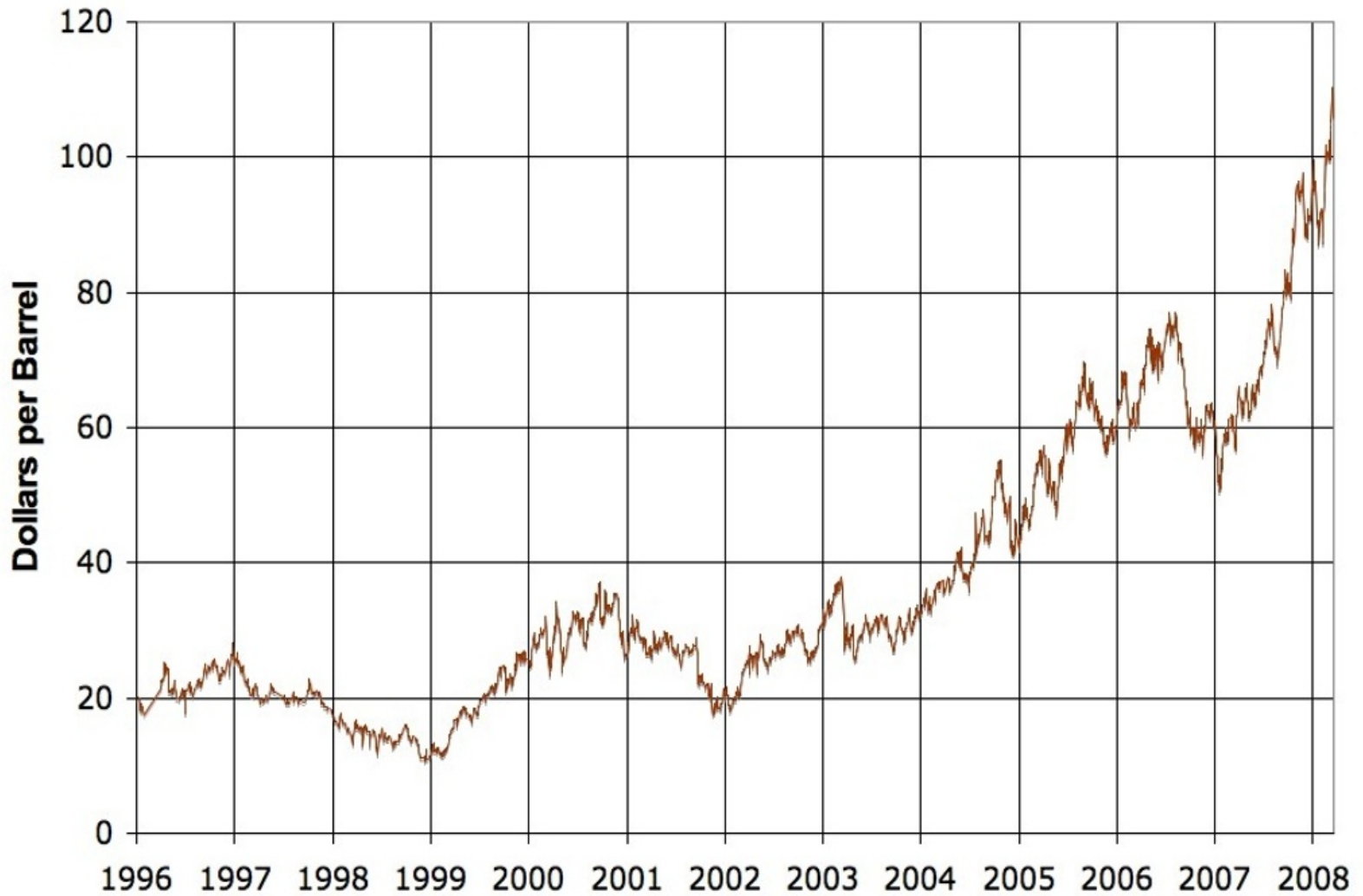
# Peak oil of nations



Source: Industry database, 2003 (IHS 2003)  
OGJ, 9 Feb 2004 (Jan-Nov 2003)

# Oil Prices, 1994-March 2008 (NYMEX Light Sweet/WTI)

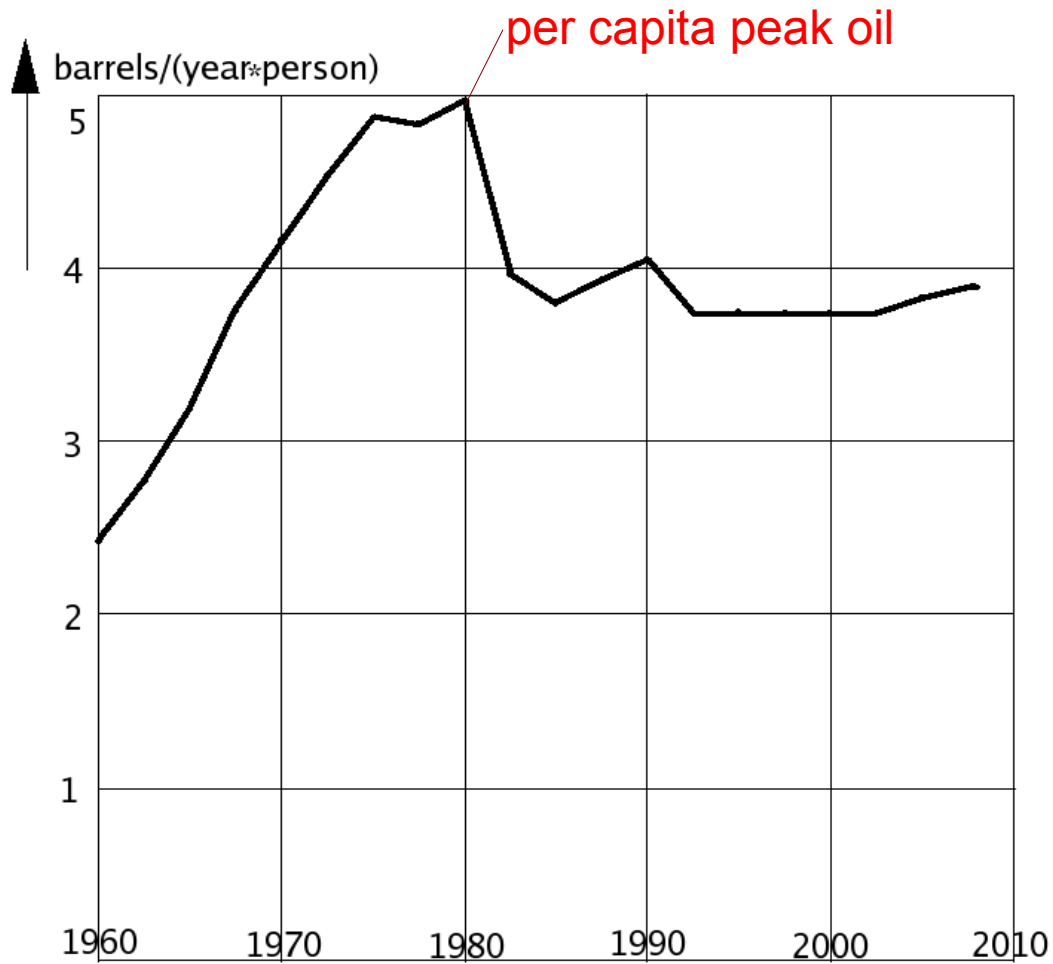
Present price x



SOURCE: <http://octane.nmt.edu/gotech/Marketplace/Prices.aspx>



# Per capita oil production rate



Per consumer oil peak even before 1980

Oil reserves in 2004: 1200 gigabarrels (BP Statist. Rev. of World Energy)

Annual production rate: 27 gigabarrels

Projected reserve life time : 40 years (22 years taking account of rising demand)

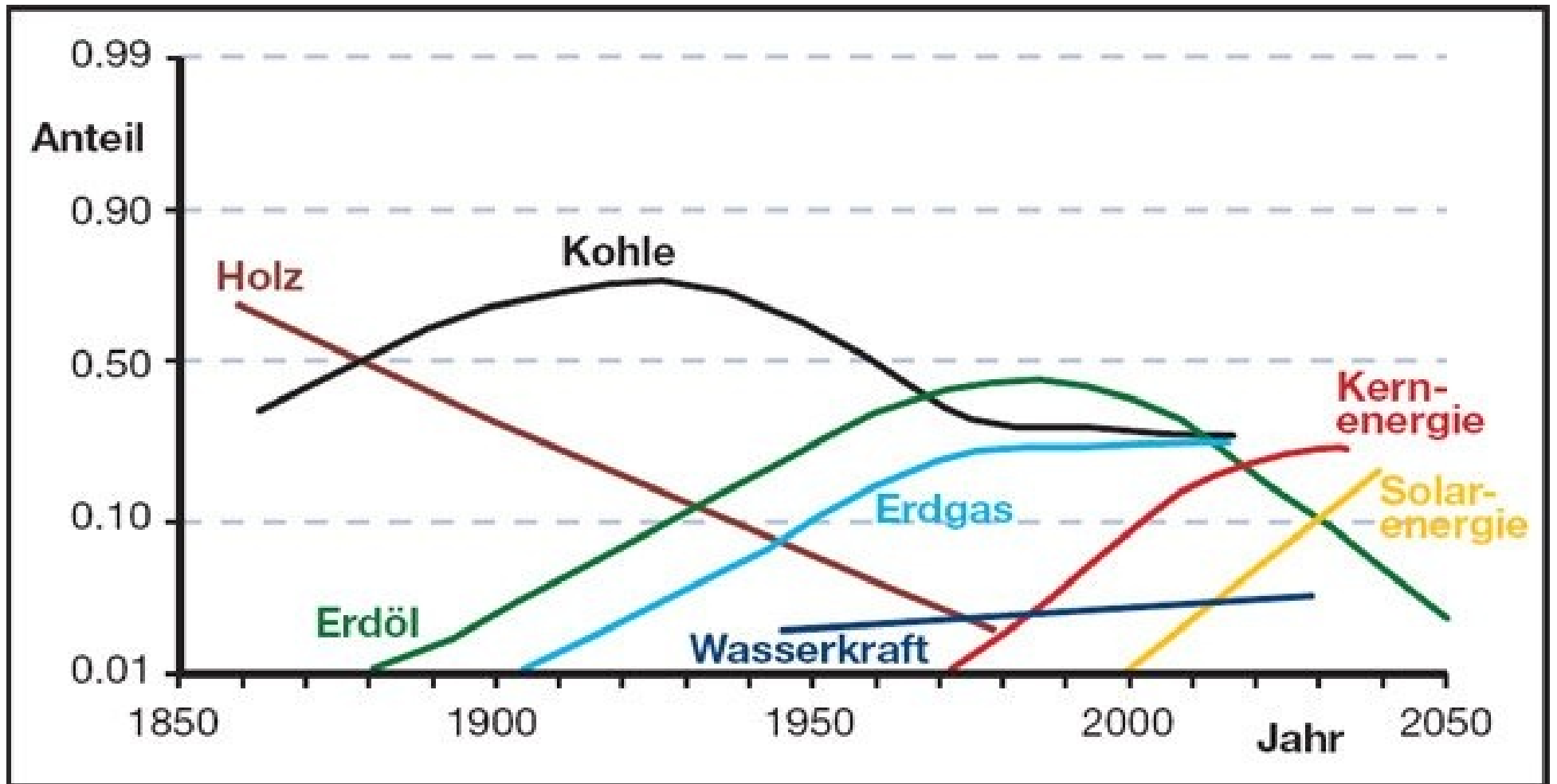
Crude oil consists of about 17 000 chemical constituents

→ pharmaceuticals, solvents, fertilizers, pesticides, paints and coatings, detergents, plastics, .....

**What a shame to just burn it!**

## Supply of coal, gas and uranium

energy carrier	peak of production in	reserve life span
oil	2005 - 2020	40 y
natural gas	2015 - 2035	65 y
coal	2020 – 2035	165 y
uranium	?	70 – 220 y

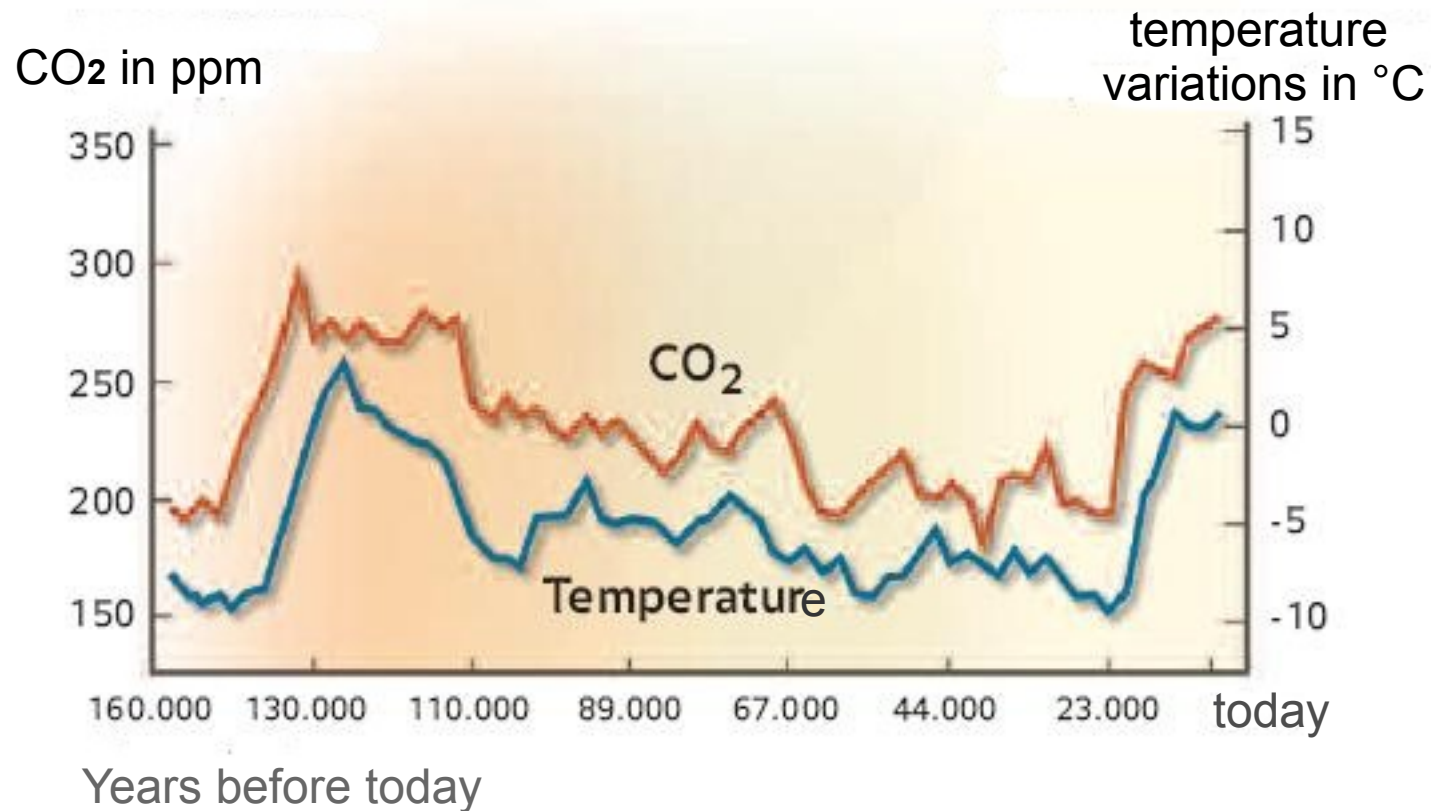


# Environmental problems caused by conventional energy usage

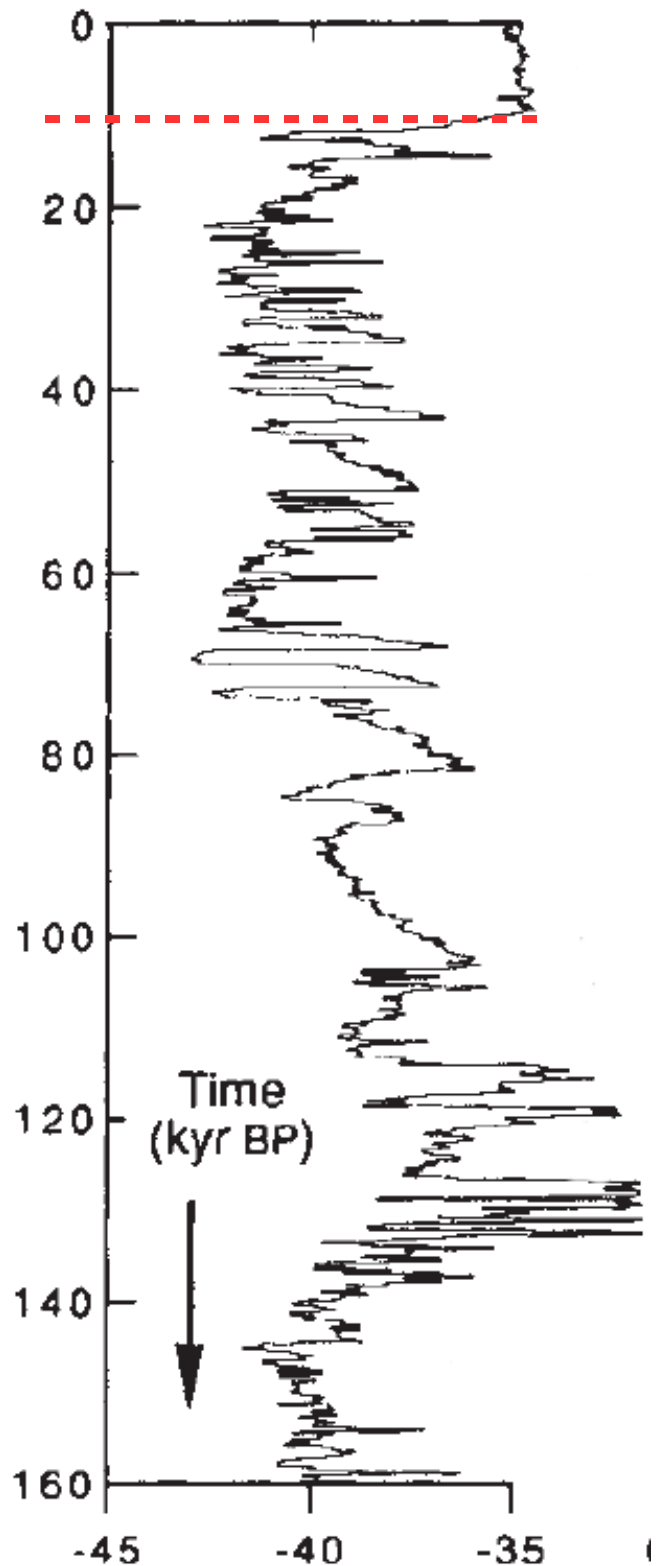
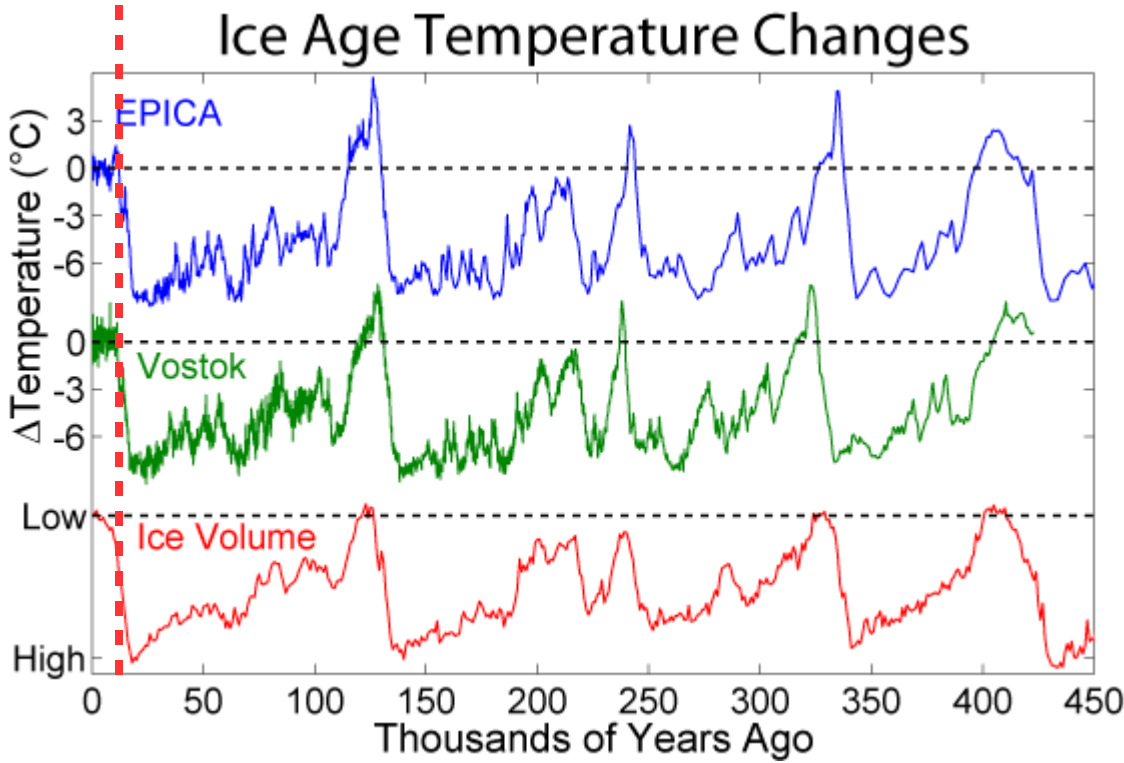
- Pollution, erosion, contamination and flooding of **soils**
- Pollution and contamination of **waters**
- Local and global pollution + contamination of **atmosphere** with consequential damage to fauna and flora
- Environmental burdens through the release of heat
- **Local and global climate changes**, especially through **man made enhancement of greenhouse effect**

Since 1850 in atmosphere concentration of methane doubled, of CO<sub>2</sub> increased by 30 %

Temperature and CO<sub>2</sub> concentration correlated



Increase of	temperature	sea level
last 100 years	0.7 °C	18.5 cm
next 100 years	2 – 6 °C	20 – 90 cm



### 3. Identification of the biggest energy spenders

Percentage of the different kinds of primary energy (worldwide)

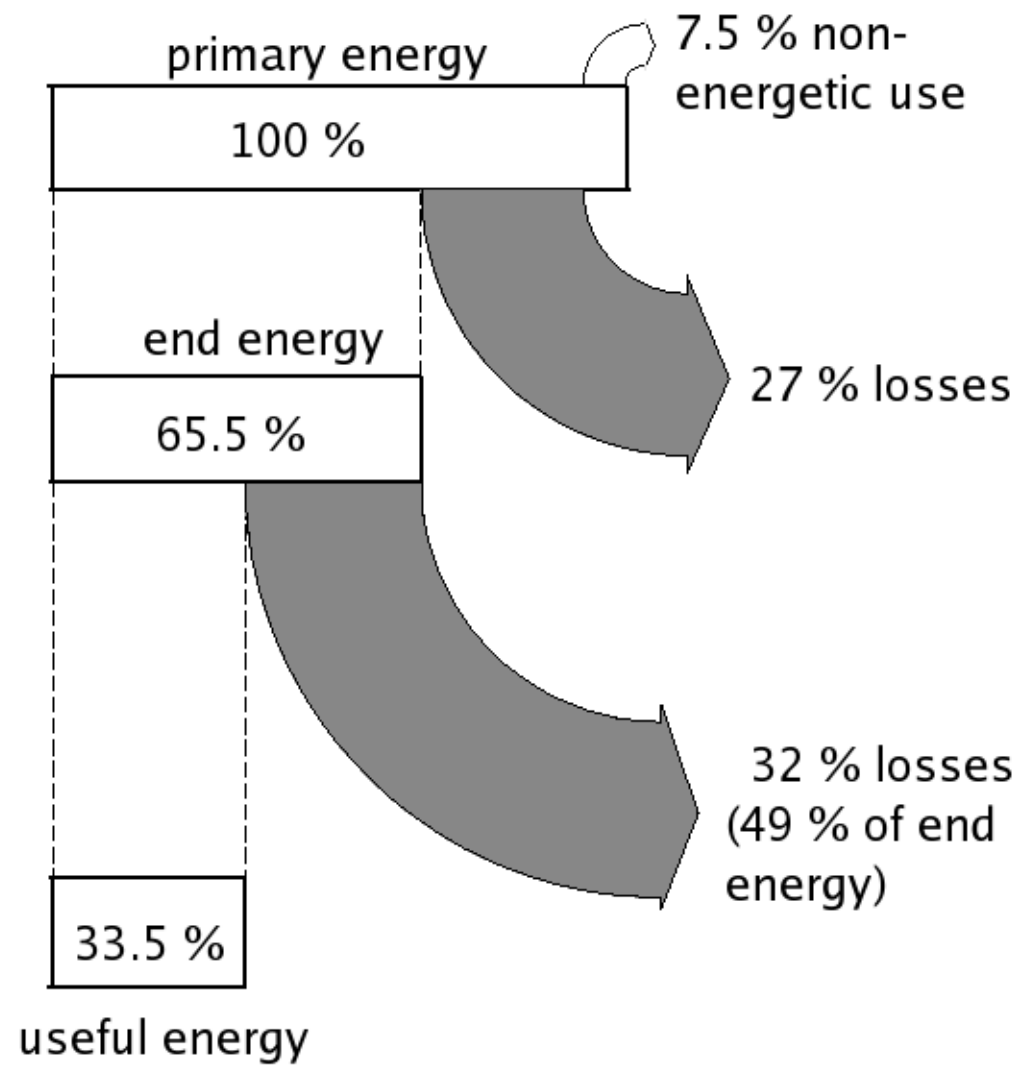
Oil	gas	coal	hydroelectric	nuclear	renewables
38 %	23.2 %	25.3 %	6.3 %	6.3 %	0.9 %

Percentage of the different forms of energy (Germany in 2000)

mechanical energy	industrial heat	room heating	light, information + communication
40 %	26 %	31 %	4 %

Percentage of end energy consumed by different users (Germany in 2000)

traffic	homes	small-scale consumers	industry
30 %	28.5 %	16 %	25.5 %



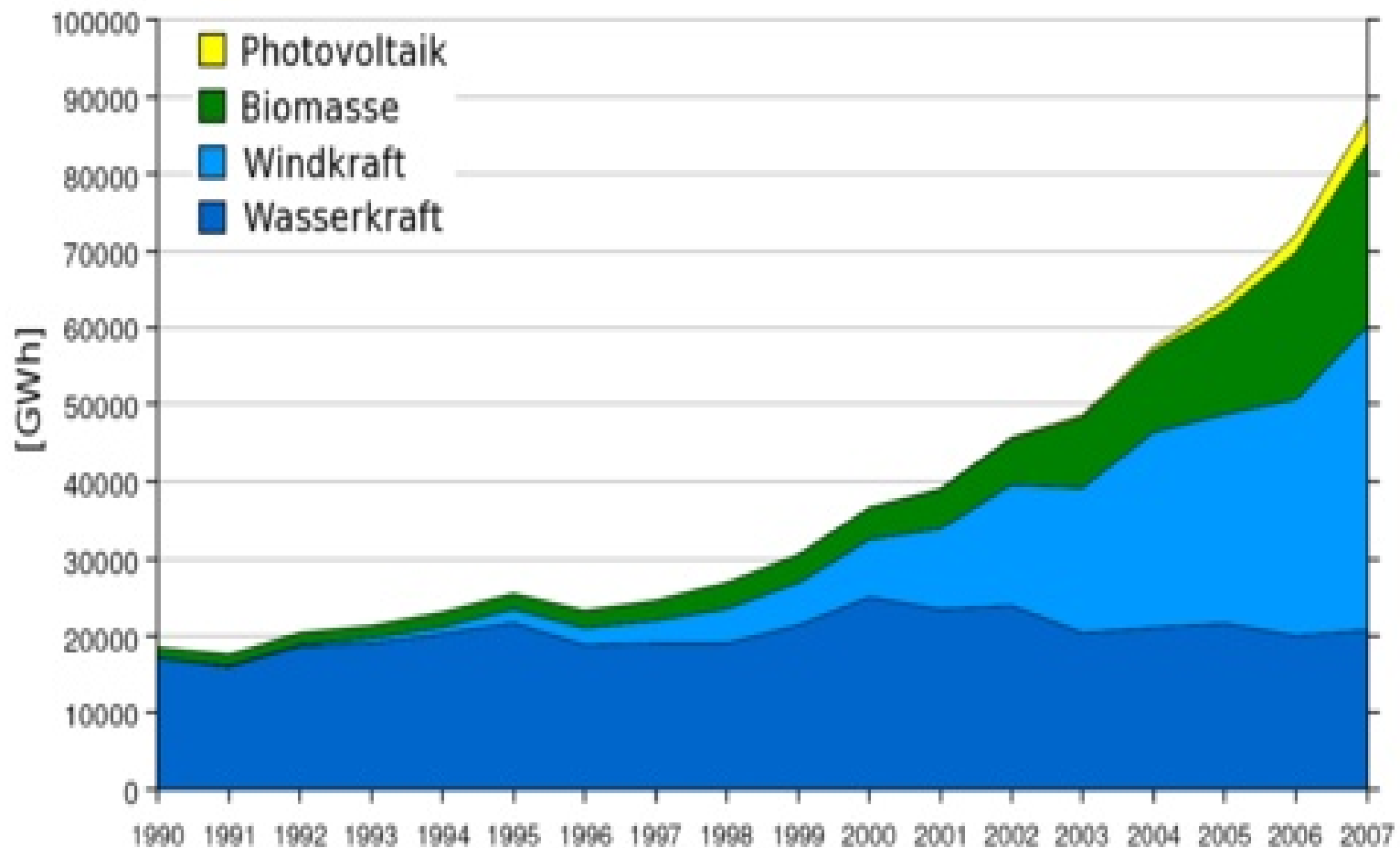


Traffic: biggest spender,  
only 20 % end energy finally used (14 % of primary energy)  
(Other fields: about 50%)

More than 50 % of end energy → heat

1. 2/3 energy losses from source to final usage → energy saving!
2. Energy saving especially important in traffic and heating

## 4. Boom of renewable energies



## Hydroelectric power

- Water storage power plants
- Damless hydraulic power stations

Worldwide 17 %, Germany 4 % electricity production water powered

Worldwide big enhancement possible (not in Germany)

## Wind power

Worldwide 1 %, Germany 6 %, Denmark 19 % electricity prod. wind powered

Up to 5 mW per turbine

Within 15 years wind energy price reduction by factor 2.5, but still subsidized

Financial break even expected in 2010 – 2015

1991 first offshore wind farm in Denmark → high potential expected

# Solar power

## Solarthermal applications (non-electric)

- Heating of air in homes and greenhouses
- Heating of water in solar thermal collectors
- Cooking
- Water distillation, desalination and disinfection
- Solar chemical processes

## Solar electricity

- Photovoltaic electricity
- Solar thermal power plants

## Photovoltaic electricity

No direct sunlight needed, very flexible

--> from pocket calculator to multi-MW PV-station

Cell efficiency 15 %, durability 20 – 40 years

Energetic amortisation after 1.5 – 6 years --> PV not completely CO2 free

Cost reduction by factor > 2 since 1990, still too expensive (high subsidy)

New materials (organic polymers, metal alloys) --> higher efficiency,  
lower costs

Concentrator cells --> large power from small systems

## Solar thermal power plants

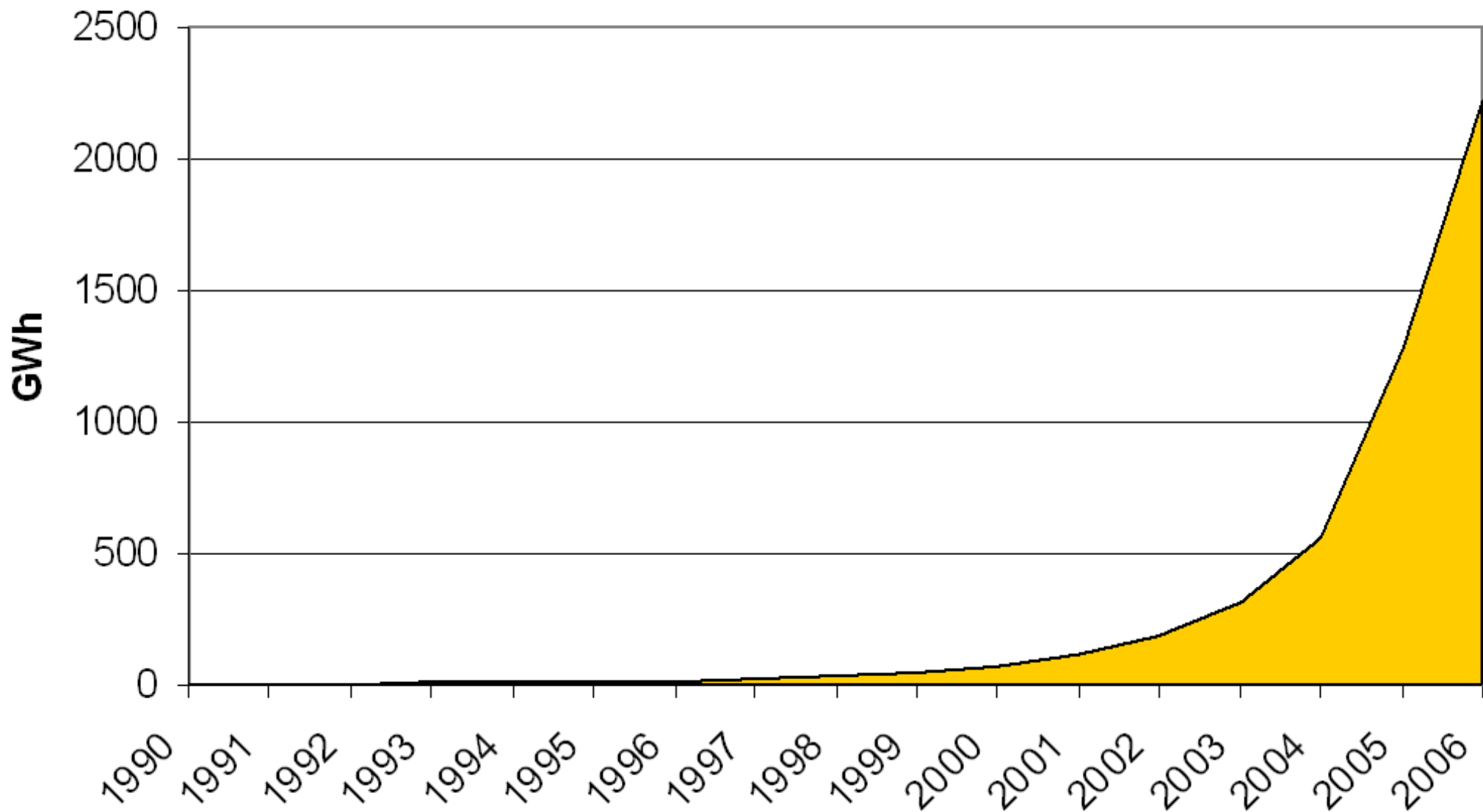
Direct sunlight needed --> southern countries

High efficiency, energetic amortization after few months

Medium subventions,

Higher manufacturing numbers --> steep reduction in costs

## Photovoltaic electricity generation in Germany



# Bioenergy

Energy in 3 tons biomass = energy in 1 ton petroleum

Biomass --> production of heat, electricity, liquid fuels and biogas

First generation biofuels : not sufficient and sustainable  
(shugar cane, corn etc.) --> food versus fuel debate

Second generation biofuels: sustainable,  
(non-food crops, waste biomass) financially not yet competitive (subsidy)  
--> biogas and liquid fuel (sundiesel)

Third generation biofuels: algae

# Geothermal heat (widely neglected)

Close to Earth's surface **heat from Sun** → **heat pumps**

In deeper layers **heat from radioactivity** → **electric power +  
industrial process heat**

Concentrated to areas of geothermal anomaly

Appropriate for **base load power plants**

**High drilling costs** → **high financial risks**

Contribution to worldwide power supply **< 1 %**

**High potential:** supply of whole mankind **for 30 000 years**



# 5. Promising options

## CO<sub>2</sub> sequestration

Role of **coal** will increase, but **highest CO<sub>2</sub> emissions**,  
**exceeding** those of **oil** by factor 1.4 and of **gas** by factor 1.8

**Enhancing efficiency not sufficient**: same emissions as gas fired plant  
of 58 % efficiency requires efficiency of 96 % → **CO<sub>2</sub> sequestration**

**Energy penalty** of sequestration: **efficiency reduction** by about 10 %

**CO<sub>2</sub> deposition + enhancement of oil recovery** → **cost reduction**  
Successful example: **Sleipner platform** (Norway)

## Nuclear fusion

**Fuels**: Lithium + Deuterium from stones and water

**First fusion power plant in 50 years** → **too late for present problems**

June 2005 decision: **ITER** will be built in Cadarache (France)

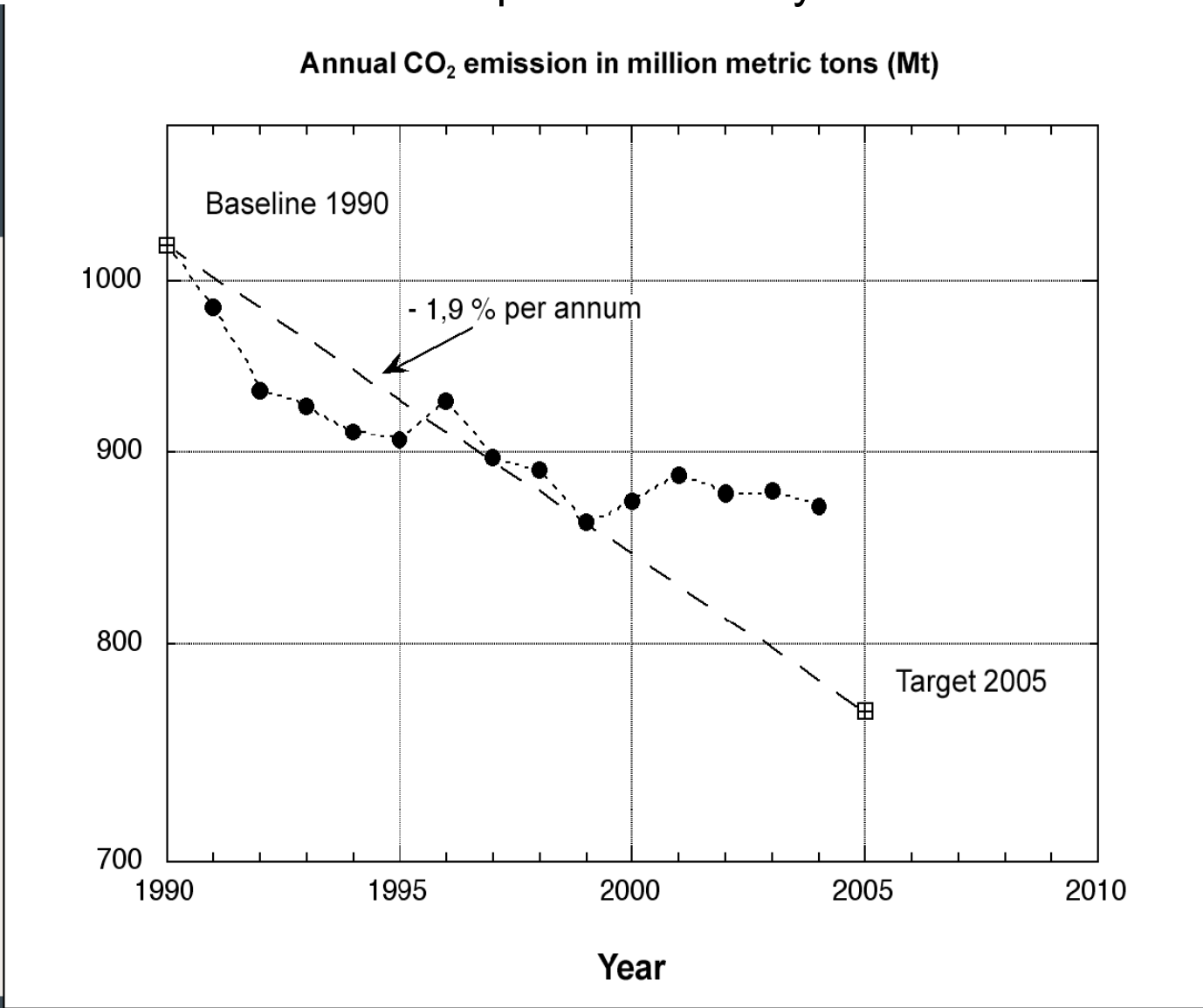
## Further options

- Pebble bed reactor
- Transmutation
- Combined heat and power production in homes
- Hydropowered fuel cells: **for cars?**  
Stationary fuel cells for small scale heat and power production  
(more promising)

# 6. Challenges

- Highest priority: reduction of greenhouse gases  
Hard to achieve →

Example of Germany



- Limitation of temperature rise to  $< 2^{\circ}\text{C}$  in one century only for cut down of CO<sub>2</sub> emissions worldwide by 50 % , in industrialized countries by 80 % until 2050 (IPCC)
- Immediate action required, waiting for climatic damage raises cost by factor up to 20 (Stern report)
- Decoupling of energy consumption from economic growth
- Energy saving by
  - Raising efficiency
  - Streamlined energy usage → energy management
  - Substitution of energy sources and energy consuming devices
  - Sacrificing energy use wherever possible
- Global dimension of energy shortage and environmental hazards → avoid wars!